



EGLO

my light | my style



2014

OUTDOOR LIGHTING
AUSSENLEUCHTEN





2014

OUTDOOR LIGHTING
AUSSENLEUCHTEN

INHALT

CONTENTS

CONTENU



Products

Modern Modern	004 - 065	
Garden Living Garden Living	066 - 075	
Classic Klassik	076 - 105	
Function Funktion	106 - 117	

Appendix

Register Register	118	
Legend Legende	125	
Worldwide Weltweit	126 - 127	

MODERN





OVERVIEW

MODERN



PANAMA 1
p. 8



HELSINKI-LED
p. 11



HELSINKI-LED
p. 11



CADIZ 1
p. 13



KONYA
p. 13



NISIA
p. 14



NISIA 1
p. 15



CALGARY
p. 16



BILBAO
p. 18



BASALGO
p. 19



ASCOLI
p. 30



STOCKHOLM 1
p. 31



CABOS
p. 31



REDONDO
p. 32



MANERBA
p. 32



MORINO
p. 32



SOJO
p. 34



ESPARTA 1
p. 34



KIBEA
p. 35



NADELA
p. 36



TABO 1
p. 40



TABO 1
p. 41



TELLAGO
p. 41



FONTELA
p. 42



PARDELA
p. 42



PIAS
p. 43



MORINO
p. 44



MORINO
p. 44



MORINO
p. 44



JALON
p. 44



FOSSALTA
p. 51



NAGO
p. 52



NAGO 1
p. 52



OHIO
p. 52



CITY 2
p. 53



SEVILLA
p. 53



CITY
p. 54



CITY
p. 54



CITY 1
p. 54



CERNO
p. 56



SIONES
p. 62



ANOLA
p. 63



OTTAWA
p. 65



MILTON
p. 65



SEVILLA
p. 65



CITY
p. 65




LEPUS
p. 65



AVESIA
p. 65

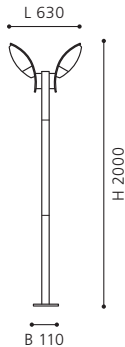
									
TRONO p. 20	TRONO CRYSTAL p. 21	LISIO p. 22	MOUNA p. 24	LIVONI p. 25	RIGA-LED p. 26	RIGA p. 27	RIGA 2 p. 27	RIGA p. 28	RIGA p. 28
									
NADELA p. 36	ESPARTA p. 36	BENACO p. 37	ARCHA p. 37	PASOLA p. 37	ARCHA 1 p. 37	TABO-LED p. 38	TABO-LED p. 38	PARDELA 1 p. 38	PIAS p. 38
									
NORIKA 1 p. 45	VOLPINO p. 45	KANI p. 46	ARKTIC p. 46	TRIGO p. 46	PARK p. 49	PARK 5 p. 49	AVELLINO p. 50	TORBAY p. 50	BEVERLY p. 51
									
CERNO p. 56	DARIL p. 56	AVESIA p. 58	ISOBA p. 58	EXIT 1 p. 58	ONJA p. 60	VENTO p. 60	VENTO 1 p. 60	SIONES p. 62	ANOLA p. 62

93523 PANAMA 1 




floor luminaire; cast aluminium, anthracite / plastic, white
Stehleuchte; Aluguss, anthrazit / Kunststoff, weiss

L 630, B 110, H 2000; Base: B 110, T 200



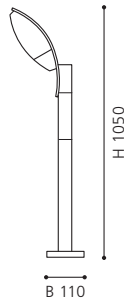
ET0725

93522 PANAMA 1 



floor luminaire; cast aluminium, anthracite / plastic, white
Stehleuchte; Aluguss, anthrazit / Kunststoff, weiss

L 110, H 1050; Base: B 110, T 335



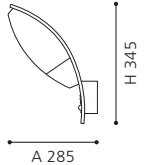
ET0725

93519 PANAMA 1 



wall luminaire; cast aluminium, anthracite / plastic, white
Wandleuchte; Aluguss, anthrazit / Kunststoff, weiss

L 110, H 345, A 285



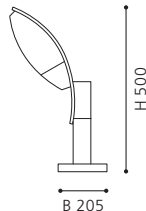
ET0725

93521 PANAMA 1 



pedestal luminaire; cast aluminium, anthracite / plastic, white
Sockelleuchte; Aluguss, anthrazit / Kunststoff, weiss

L 110, H 500; Base: B 205, T 75



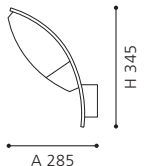
ET0725

93518 PANAMA 1 



wall luminaire; cast aluminium, anthracite / plastic, white
Wandleuchte; Aluguss, anthrazit / Kunststoff, weiss


L 110, H 345, A 285



ET0725



93331 HELSINKI-LED



floor luminaire; stainless steel, stainless steel / plastic, white
 Stehleuchte; Edelstahl, edelstahl / Kunststoff, weiss

H 1100, Ø 75; Base: Ø 115



9 002759 933319



ET0968

83281 HELSINKI



floor luminaire; stainless steel, stainless steel / plastic, white
 Stehleuchte; Edelstahl, edelstahl / Kunststoff, weiss



110°, 5 m,
 15 - 420 sec.



H 1100, Ø 75; Base: Ø 115




9 002759 832810



ET0968

81752 HELSINKI




floor luminaire; stainless steel, stainless steel / plastic, white
 Stehleuchte; Edelstahl, edelstahl / Kunststoff, weiss



H 1100, Ø 75; Base: Ø 115



9 002759 817527

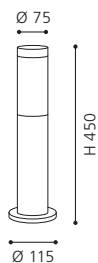


ET0968



floor luminaire; stainless steel, stainless steel / plastic, white
Stehleuchte; Edelstahl, edelstahl / Kunststoff, weiss

H 450, Ø 75; Base: Ø 115

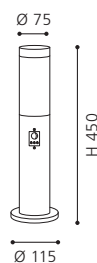


ET0968



floor luminaire; stainless steel, stainless steel / plastic, white
Stehleuchte; Edelstahl, edelstahl / Kunststoff, weiss

H 450, Ø 75; Base: Ø 115




ET0968



floor luminaire; stainless steel, stainless steel / plastic, white
Stehleuchte; Edelstahl, edelstahl / Kunststoff, weiss

H 450, Ø 75; Base: Ø 115

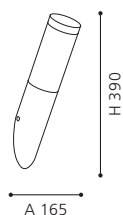


ET0968



wall luminaire; stainless steel, stainless steel / plastic, white
Wandleuchte; Edelstahl, edelstahl / Kunststoff, weiss

H 390, Ø 75, A 165

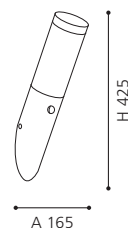



ET0968



wall luminaire; stainless steel, stainless steel / plastic, white
Wandleuchte; Edelstahl, edelstahl / Kunststoff, weiss

H 425, Ø 75, A 165

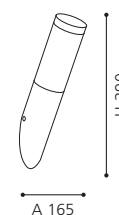


ET0968




wall luminaire; stainless steel, stainless steel / plastic, white
Wandleuchte; Edelstahl, edelstahl / Kunststoff, weiss

H 390, Ø 75, A 165




ET0968



92336

CADIZ 1



floor luminaire; stainless steel, stainless steel / plastic, white
Stehleuchte; Edelstahl, edelstahl / Kunststoff, weiss

H 1100, Ø 90; Base: Ø 115



9 002759 923365



E27



1x 15W



IP44

Ø 90



H 1100

Ø 115

92335

CADIZ 1



wall luminaire; stainless steel, stainless steel / plastic, white
Wandleuchte; Edelstahl, edelstahl / Kunststoff, weiss

H 390, Ø 90, A 165



9 002759 923358



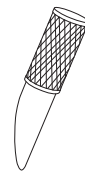
E27



1x 15W



IP44



H 390

A 165

86385

KONYA



GL1073

incl. bulb

wall luminaire; stainless steel, stainless steel / satinated glass, white
Wandleuchte; Edelstahl, edelstahl / Glas satiniert, weiss

L 80, H 215, A 120



9 002759 863852



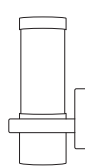
G9



1x 33W



IP44



H 215

A 120

GL1073

86248

KONYA



GL1073

incl. bulb

pedestal luminaire; stainless steel, stainless steel / satinated glass, white
Sockelleuchte; Edelstahl, edelstahl / Glas satiniert, weiss

H 350; Base: Ø 90



9 002759 862480



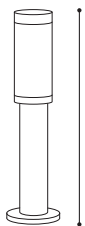
G9



1x 33W



IP44



H 350

Ø 90

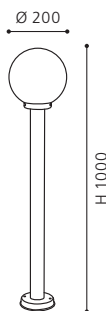
GL1073

30207 NISIA



floor luminaire; stainless steel, stainless steel / satinated glass, white
Stehleuchte; Edelstahl, edelstahl / Glas satiniert, weiss

H 1000, Ø 200



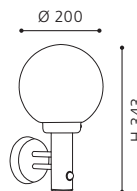
GL2852

27126 NISIA



wall luminaire; stainless steel, stainless steel / glass, white
Wandleuchte; Edelstahl, edelstahl / Glas, weiss

H 343, Ø 200



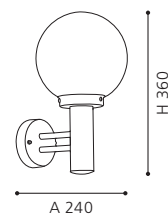
GL2852

30205 NISIA



wall luminaire; stainless steel, stainless steel / satinated glass, white
Wandleuchte; Edelstahl, edelstahl / Glas satiniert, weiss

L 200, H 360, A 240



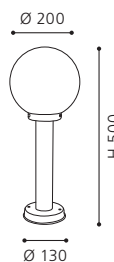
GL2852

30206 NISIA



floor luminaire; stainless steel, stainless steel / satinated glass, white
Stehleuchte; Edelstahl, edelstahl / Glas satiniert, weiss

H 500, Ø 200; Base: Ø 130



GL2852

93366

NISIA 1



GL2968

wall luminaire; stainless steel, stainless steel / glass with wires, clear, aluminium
 Wandleuchte; Edelstahl, edelstahl / Glas mit Draht, klar, alu

H 360, Ø 200, A 240



9 002759 933661



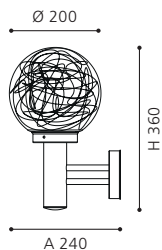
E27



1x 60W



IP44



GL2968

93553

NISIA 1



GL2968

floor luminaire; stainless steel, stainless steel / glass with wires, clear, aluminium
 Stehleuchte; Edelstahl, edelstahl / Glas mit Draht, klar, alu

H 500, Ø 200; Base: Ø 130



9 002759 935535



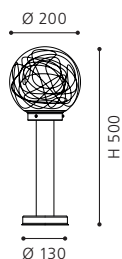
E27



1x 60W




IP44



GL2968



86389 CALGARY



floor luminaire; stainless steel, stainless steel / opal glass, white
Stehleuchte; Edelstahl, edelstahl / Glas opal-matt, weiss

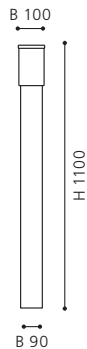
L 100, B 100, H 1100; Base: B 90, T 90



9 002759 863890



E27 1x 60W IP44



GL1060

86388 CALGARY



floor luminaire; stainless steel, stainless steel / opal glass, white
Stehleuchte; Edelstahl, edelstahl / Glas opal-matt, weiss

L 100, B 100, H 435; Base: B 90, T 90



9 002759 863883



E27 1x 60W IP44



GL1060

86387 CALGARY



wall luminaire; stainless steel, stainless steel / opal glass, white
Wandleuchte; Edelstahl, edelstahl / Glas opal-matt, weiss

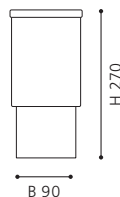
L 100, H 270, A 120; Base: B 90, T 90



9 002759 863876



E27 1x 60W IP44



GL1060



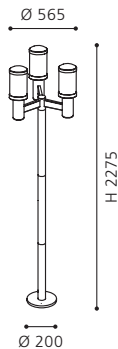
89284 BILBAO



incl. bulb

floor luminaire; stainless steel, stainless steel / glass, clear
Stehleuchte; Edelstahl, edelstahl / Glas, klar

H 2275, Ø 565; Base: Ø 200



GL2441

89283 BILBAO

GL2441



incl. bulb

floor luminaire; stainless steel, stainless steel / glass, clear
Stehleuchte; Edelstahl, edelstahl / Glas, klar

H 1060, Ø 125; Base: Ø 115



GL2441

89282 BILBAO

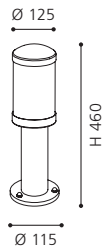
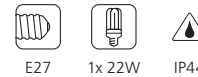
GL2441



incl. bulb

pedestal luminaire; stainless steel, stainless steel / glass, clear
Sockelleuchte; Edelstahl, edelstahl / Glas, klar

H 460, Ø 125; Base: Ø 115



GL2441



89281

BILBAO

GL2441

incl.
bulb



wall luminaire; stainless steel, stainless steel / glass,
clear
Wandleuchte; Edelstahl, edelstahl / Glas, klar

L 125, H 310, A 185



9 002759 892814



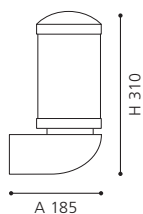
E27



1x 22W



IP44



GL2441

93269

BASALGO



wall luminaire; stainless steel, stainless steel / plastic,
clear
Wandleuchte; Edelstahl, edelstahl / Kunststoff, klar

L 100, H 210, A 150



9 002759 932695



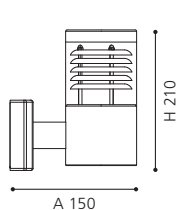
E27



1x 15W



IP44



88125 TRONO



incl. bulb

floor luminaire; stainless steel, stainless steel / glass, clear
Stehleuchte; Edelstahl, edelstahl / Glas, klar

B 395, H 2260; Base: Ø 200



GL1618



88122 TRONO



110°, 5 m,
15 - 420 sec.

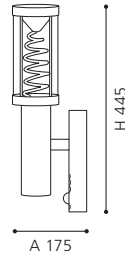
incl. bulb

wall luminaire; stainless steel, stainless steel / glass, clear
Wandleuchte; Edelstahl, edelstahl / Glas, klar

L 105, H 445, A 175



GL1618



88121 TRONO



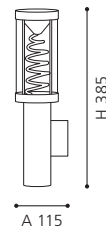
incl. bulb

wall luminaire; stainless steel, stainless steel / glass, clear
Wandleuchte; Edelstahl, edelstahl / Glas, klar

L 105, H 385, A 115



GL1618



88121, 88122, 88125,
90108, 90109

These luminaires come with additional lighting that is directed downwards.

Diese Leuchten sind zusätzlich mit nach unten gerichteten Leuchten ausgestattet.

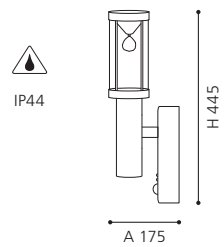


90109 TRONO CRYSTAL 



wall luminaire; stainless steel, stainless steel / glass, crystal, clear
Wandleuchte; Edelstahl, edelstahl / Glas, Kristall, klar

L 105, H 445, A 175



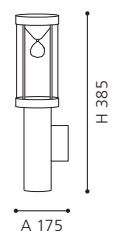
GL1618

90108 TRONO CRYSTAL



wall luminaire; stainless steel, stainless steel / glass, crystal, clear
Wandleuchte; Edelstahl, edelstahl / Glas, Kristall, klar

L 105, H 385, A 175



GL1618

30188 LISIO



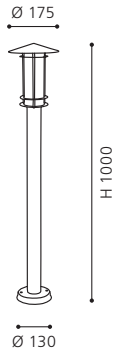
GL2779

floor luminaire; stainless steel, stainless steel / glass, clear
Stehleuchte; Edelstahl, edelstahl / Glas, klar

H 1000, Ø 175; Base: Ø 130




9 002759 301880



GL2779

30187 LISIO



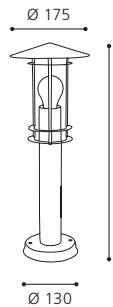
GL2779

floor luminaire; stainless steel, stainless steel / glass, clear
Stehleuchte; Edelstahl, edelstahl / Glas, klar

H 500, Ø 175; Base: Ø 130



9 002759 301873



GL2779

30185 LISIO



GL2779



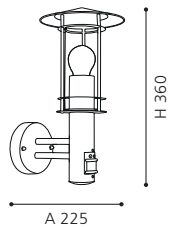
90°, 8 m,
10 - 240 sec.

wall luminaire; stainless steel, stainless steel / glass, clear
Wandleuchte; Edelstahl, edelstahl / Glas, klar

L 175, H 360, A 225



9 002759 301859



GL2779

30186 LISIO



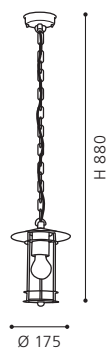
GL2779

pendant luminaire; stainless steel, stainless steel / glass, clear
Hängeleuchte; Edelstahl, edelstahl / Glas, klar

H 880, Ø 175



9 002759 301866



GL2779

30184 LISIO



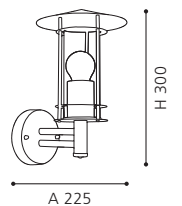

GL2779

wall luminaire; stainless steel, stainless steel / glass, clear
Wandleuchte; Edelstahl, edelstahl / Glas, klar

L 175, H 300, A 225



9 002759 301842



GL2779



30183

MOUNA



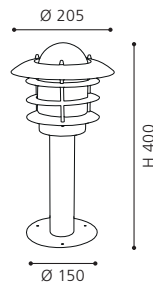
30182

MOUNA



floor luminaire; stainless steel, stainless steel / glass, clear
Stehleuchte; Edelstahl, edelstahl / Glas, klar

H 400, Ø 205; Base: Ø 150



GL2939

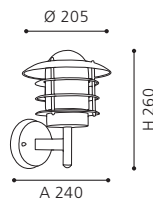
30181

MOUNA



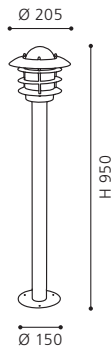
wall luminaire; stainless steel, stainless steel / glass, clear
Wandleuchte; Edelstahl, edelstahl / Glas, klar

H 260, Ø 205, A 240



GL2939

H 950, Ø 205; Base: Ø 150




GL2939



91406

LIVONI



floor luminaire; stainless steel, stainless steel / plastic, clear
Stehleuchte; Edelstahl, edelstahl / Kunststoff, klar

H 1000, Ø 180; Base: Ø 130



9 002759 914066



E27



1x 60W



IP44



91405

LIVONI



pedestal luminaire; stainless steel, stainless steel / plastic, clear
Sockelleuchte; Edelstahl, edelstahl / Kunststoff, klar

H 500, Ø 180; Base: Ø 130



9 002759 914059



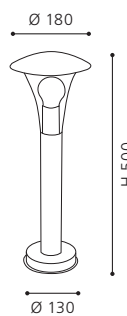
E27



1x 60W



IP44



91404

LIVONI



wall luminaire; stainless steel, stainless steel / plastic, clear
Wandleuchte; Edelstahl, edelstahl / Kunststoff, klar

L 175, H 325, A 215



9 002759 914042



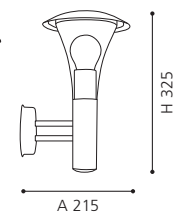
E27



1x 60W



IP44

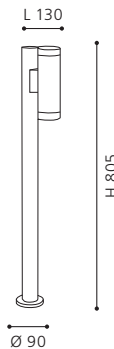


92738 RIGA-LED



floor luminaire; stainless steel, stainless steel / plastic, satined
Stehleuchte; Edelstahl, edelstahl / Kunststoff, satiniert

L 130, B 65, H 805; Base: Ø 90



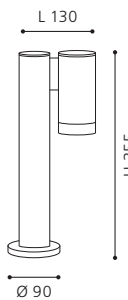
ET1408

92737 RIGA-LED



floor luminaire; stainless steel, stainless steel / plastic, satined
Stehleuchte; Edelstahl, edelstahl / Kunststoff, satiniert

L 130, B 65, H 355; Base: Ø 90



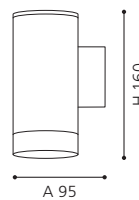
ET1408

92735 RIGA-LED



wall luminaire; stainless steel, stainless steel / plastic, satined
Wandleuchte; Edelstahl, edelstahl / Kunststoff, satiniert

L 65, H 160, A 95



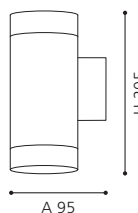
ET1408

92736 RIGA-LED



wall luminaire; stainless steel, stainless steel / plastic, satined
Wandleuchte; Edelstahl, edelstahl / Kunststoff, satiniert

L 65, H 205, A 95



ET1408



86507 RIGA 2



GL1208

incl. bulb

floor luminaire; stainless steel, stainless steel
Stehleuchte; Edelstahl, edelstahl

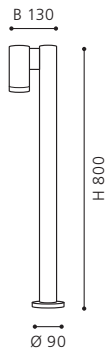
B 130, H 800; Base: Ø 90



9 002759 865078



GU10 1x 50W IP44



GL1208

83998 RIGA



incl. bulb

GL1208

wall luminaire; stainless steel, stainless steel
Wandleuchte; Edelstahl, edelstahl

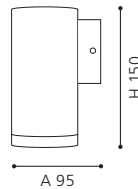
L 65, H 150, A 95



9 002759 839987



GU10 1x 50W IP44



GL1208

85749 RIGA 2



incl. bulb

GL1208

wall luminaire; stainless steel, stainless steel
Wandleuchte; Edelstahl, edelstahl

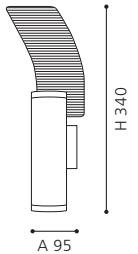
H 340, A 95



9 002759 857493



GU10 2x 50W IP44



GL1208

84002 RIGA



incl. bulb

GL1208

wall luminaire; stainless steel, stainless steel
Wandleuchte; Edelstahl, edelstahl

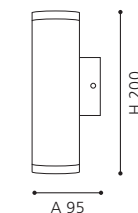
L 65, H 200, A 95



9 002759 840020



GU10 2x 50W IP44



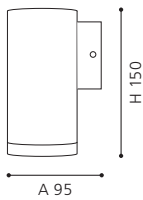
GL1208





wall luminaire; galvanized steel, white
Wandleuchte; Stahl verzinkt, weiss

L 65, H 150, A 95

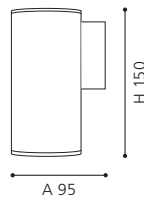


GL1208



wall luminaire; galvanized steel, anthracite
Wandleuchte; Stahl verzinkt, anthrazit

L 65, H 150, A 95

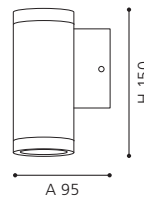


GL1208



wall luminaire; galvanized steel, antique brown
Wandleuchte; Stahl verzinkt, antik-braun

L 65, H 150, A 95

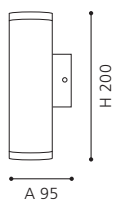


GL1208



wall luminaire; galvanized steel, white
Wandleuchte; Stahl verzinkt, weiss

L 65, H 200, A 95



GL1208



wall luminaire; galvanized steel, anthracite
Wandleuchte; Stahl verzinkt, anthrazit

L 65, H 200, A 95

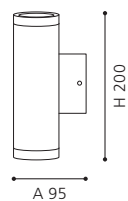


GL1208



wall luminaire; galvanized steel, antique brown
Wandleuchte; Stahl verzinkt, antik-braun

L 65, H 200, A 95



GL1208



84003, 84004, 88714

These luminaires come with lighting that is directed upwards as well as downwards.

Diese Leuchten sind sowohl mit nach oben als auch mit nach unten gerichteten Leuchten ausgestattet.



90121

ASCOLI



wall luminaire; stainless steel, stainless steel / glass,
clear
Wandleuchte; Edelstahl, edelstahl / Glas, klar

L 125, H 325, A 160



9 002759 901219



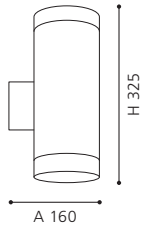
E27



2x 60W



IP44



90119

ASCOLI



wall luminaire; stainless steel, stainless steel / glass,
clear
Wandleuchte; Edelstahl, edelstahl / Glas, klar

L 125, H 220, A 160



9 002759 901196



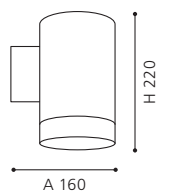
E27



1x 60W



IP44





90121, 93271

These luminaires come with lighting that is directed upwards as well as downwards.

Diese Leuchten sind sowohl mit nach oben als auch mit nach unten gerichteten Leuchten ausgestattet.

93268 STOCKHOLM 1



wall luminaire; stainless steel, stainless steel / glass, clear
Wandleuchte; Edelstahl, edelstahl / Glas, klar

Ø 65



9 002759 932688



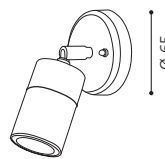
GU10



1x 5W



IP44



93271 CABOS



wall luminaire; stainless steel, stainless steel / glass, satined
Wandleuchte; Edelstahl, edelstahl / Glas, satiniert

L 75, H 210, A 90



9 002759 932718



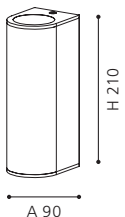
2x 2,5W



380 lm



IP44



GL3025



wall luminaire; cast aluminium, white
Wandleuchte; Aluguss, weiss

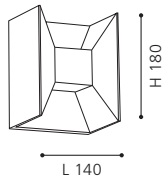
L 140, H 180, A 105



2x 2,5W 380 lm



IP44



wall luminaire; cast aluminium, white
Wandleuchte; Aluguss, weiss

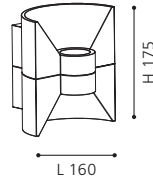
L 160, H 175, A 125



2x 2,5W 380 lm

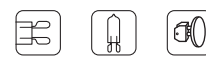


IP44



wall luminaire; galvanized steel, white / satinated glass, white
Wandleuchte; Stahl verzinkt, weiss / Glas satiniert, weiss

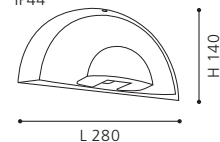
L 280, H 140, A 105



G9 1x 33W



IP44



GL2873



wall luminaire; cast aluminium, anthracite
Wandleuchte; Aluguss, anthrazit


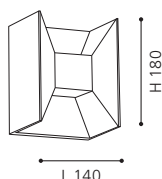
L 140, H 180, A 105



2x 2,5W 380 lm



IP44



wall luminaire; cast aluminium, anthracite
Wandleuchte; Aluguss, anthrazit

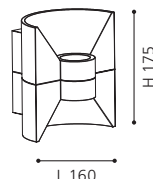
L 160, H 175, A 125




2x 2,5W 380 lm



IP44







93256 SOJO

wall luminaire; galvanized steel, white
Wandleuchte; Stahl verzinkt, weiss

L 180, H 265, A 135



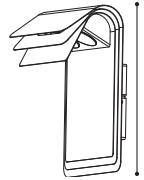
9 002759 932565



2x 2,5W



380 lm



IP44

A 135



93327 ESPARTA 1

wall luminaire; galvanized steel, white
Wandleuchte; Stahl verzinkt, weiss

L 220, H 160, A 95



9 002759 933272



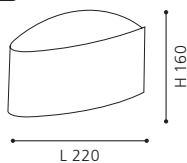
2x 2,5W




380 lm



IP44





93253

KIBE A



wall luminaire; galvanized steel, white
Wandleuchte; Stahl verzinkt, weiss

L 150, H 260, A 75



9 002759 932534



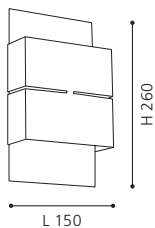
2x 2,5W



380 lm



IP44



93254

KIBE A



wall luminaire; galvanized steel, white, anthracite
Wandleuchte; Stahl verzinkt, weiss, anthrazit

L 150, H 260, A 75



9 002759 932541



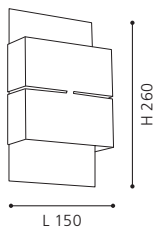
2x 2,5W



380 lm



IP44





wall luminaire; stainless steel, stainless steel / satinated glass, white
Wandleuchte; Edelstahl, edelstahl / Glas satiniert, weiss

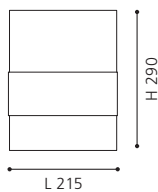
L 215, H 290, A 90




2x 2,5W 380 lm



IP44



GL3026



wall luminaire; stainless steel, stainless steel
Wandleuchte; Edelstahl, edelstahl

L 225, H 125, A 90



2x 2,5W 380 lm



IP44



wall luminaire; stainless steel, chrome, white
Wandleuchte; Edelstahl, chrom, weiss

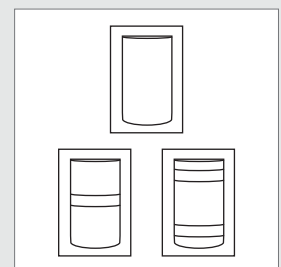
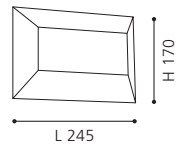
L 245, H 170, A 85



2x 2,5W 380 lm



IP44



89366

ARCHA comes with adjustable design elements made of stainless steel.

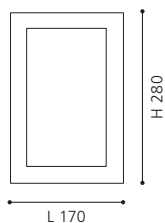
ARCHA wird mit verstellbaren Zierelementen aus Edelstahl ausgeliefert.

92332 PASOLA



wall luminaire; stainless steel, stainless steel / plastic, white
Wandleuchte; Edelstahl, edelstahl / Kunststoff, weiss

L 170, H 280, A 90

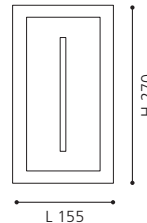


92349 ARCHA 1



wall luminaire; stainless steel, stainless steel / satinated glass, white
Wandleuchte; Edelstahl, edelstahl / Glas satiniert, weiss

L 155, H 270, A 85



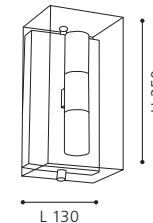
GL1473

92342 BENACO



wall luminaire; stainless steel, stainless steel / glass, clear, white
Wandleuchte; Edelstahl, edelstahl / Glas, klar, weiss

L 130, H 250, A 110



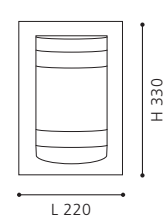
GL2865, GL2866

89366 ARCHA




wall luminaire; cast aluminium, stainless steel, satin nickel / corroded glass, white
Wandleuchte; Aluguss, edelstahl, nickel-matt / Glas geätzt, weiss

L 220, H 330, A 112



GL2073





wall luminaire; stainless steel, stainless steel
Wandleuchte; Edelstahl, edelstahl

L 75, H 305, A 85




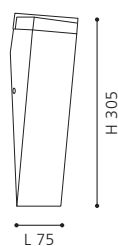
9 002759 933562



2,5W 190 lm



IP44



wall luminaire; stainless steel, stainless steel
Wandleuchte; Edelstahl, edelstahl

L 80, H 195, A 110




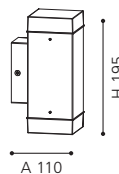
9 002759 933647



2x 2,5W 380 lm



IP44



wall luminaire; stainless steel, stainless steel
Wandleuchte; Edelstahl, edelstahl

L 170, H 280, A 100



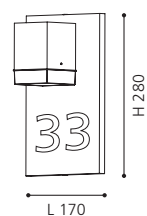
9 002759 933692



1x 2,5W 380 lm



IP44



wall luminaire; stainless steel, stainless steel
Wandleuchte; Edelstahl, edelstahl

L 150, H 250, A 55



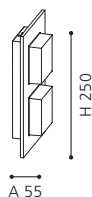
9 002759 933654



2x 2,5W 380 lm



IP44



1x

3x

A-F 0-9

Letters and numbers included in delivery.

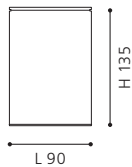
Buchstaben und Zahlen im Lieferumfang enthalten.





ceiling luminaire; aluminium, silver / glass, clear
Deckenleuchte; Alu, silber / Glas, klar

L 90, B 90, H 135

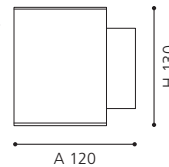


GL1551



wall luminaire; aluminium, silver
Wandleuchte; Alu, silber

L 90, B 90, H 130, A 120

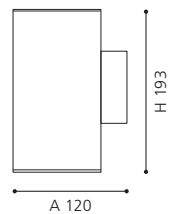


GL1551



wall luminaire; aluminium, silver
Wandleuchte; Alu, silber

L 90, B 90, H 193, A 120



GL1551



88101, 88572

These luminaires come with lighting that is directed upwards as well as downwards.

Diese Leuchten sind sowohl mit nach oben als auch mit nach unten gerichteten Leuchten ausgestattet.



88572 TABO 1



incl. bulb

wall luminaire; aluminium, silver / glass, clear
Wandleuchte; Alu, silber / Glas, klar

L 80, H 80, A 150



9 002759 885724



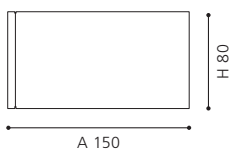
G9



1x 33W



IP44



92347 TELLAGO



incl. bulb

wall luminaire; stainless steel, stainless steel / satinated glass, white
Wandleuchte; Edelstahl, edelstahl / Glas satiniert, weiss

L 120, H 60, A 145



9 002759 923471



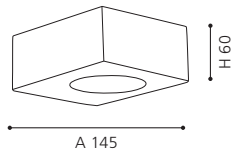
G9



1x 33W



IP44



93255 FONTELA



wall luminaire; cast aluminium, white
Wandleuchte; Aluguss, weiss

L 240, H 175, A 140



9 002759 932558



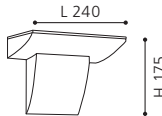
2x 2,5W



380 lm



IP44



93317 PARDELA



wall luminaire; galvanized steel, white
Wandleuchte; Stahl verzinkt, weiss

L 165, H 190, A 95



9 002759 933173



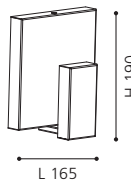
2x 2,5W



380 lm



IP44



93326

PIAS



wall luminaire; aluminium, white
Wandleuchte; Alu, weiss

L 130, H 250, A 95



9 002759 933265



1x 2,5W



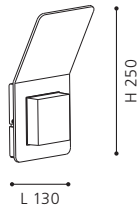
380 lm



1x 2,5W



IP44



93325

PIAS



wall luminaire; aluminium, white
Wandleuchte; Alu, weiss

L 110, H 210, A 100



9 002759 933258



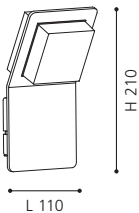
1x 2,5W



190 lm




IP44





wall luminaire; cast aluminium, silver / satinated glass, white
Wandleuchte; Aluguss, silber / Glas satiniert, weiss

L 160, H 235, A 80

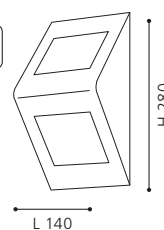


GL3028, GL3029



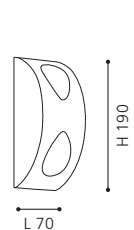
wall / ceiling luminaire; cast aluminium, silver, white
Wand- / Deckenleuchte; Aluguss, silber, weiss

L 140, H 280, A 125



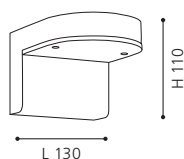
wall / ceiling luminaire; cast aluminium, silver, white
Wand- / Deckenleuchte; Aluguss, silber, weiss

L 70, H 190, A 80



wall luminaire; cast aluminium, silver / satinated glass, white
Wandleuchte; Aluguss, silber / Glas satiniert, weiss

L 130, H 110, A 165

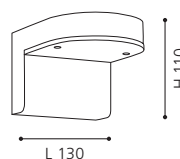


GL2753



wall luminaire; cast aluminium, white / satinated glass, white
Wandleuchte; Aluguss, weiss / Glas satiniert, weiss

L 130, H 110, A 165



GL2753




93488

These luminaire can be mounted in two positions.

Diese Leuchten kann in zwei Varianten montiert werden.

93485

NORIKA 1



GL3027

WARM
WHITE

wall luminaire; cast aluminium, silver / satinated glass, white, clear
Wandleuchte; Aluguss, silber / Glas satiniert, weiss, klar

L 180, H 115, A 95



9 002759 934859



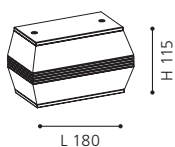
4x 2,5W



760 lm



IP44



GL3027

91769

VOLPINO



wall luminaire; galvanized steel, silver / plastic, white
Wandleuchte; Stahl verzinkt, silber / Kunststoff, weiss

L 290, H 115, A 60



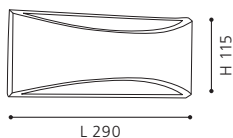
9 002759 917692



2x 3W
(2x 6LED)



IP44



L 290



89554

KANI



GL2147



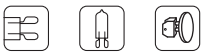
incl. bulb

wall luminaire; stainless steel, stainless steel / corroded glass, white
Wandleuchte; Edelstahl, edelstahl / Glas geätzt, weiss

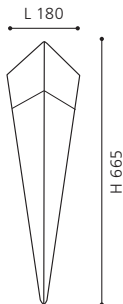
L 180, H 665, A 140



9 002759 895549



G9 2x 18W IP54



GL2147, GL2186

86993

ARKTIC



GL1184

wall luminaire; stainless steel, stainless steel / satinated glass, white
Wandleuchte; Edelstahl, edelstahl / Glas satiniert, weiss

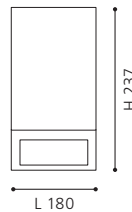
L 180, H 237, A 105



9 002759 869939



E27 1x 60W IP44



GL1184

83758

TRIGO



GL-917

wall luminaire; stainless steel, stainless steel, silver / satinated glass, white
Wandleuchte; Edelstahl, edelstahl, silber / Glas satiniert, weiss

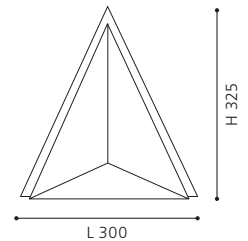
L 300, H 325, A 160



9 002759 837587




E27 1x 60W IP44



GL-917





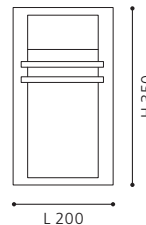


83433 PARK



wall luminaire; cast aluminium, anthracite / satinated glass, white
Wandleuchte; Aluguss, anthrazit / Glas satiniert, weiss

L 200, H 350, A 145



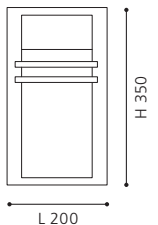

GL-803

83432 PARK



wall luminaire; cast aluminium, silver / satinated glass, white
Wandleuchte; Aluguss, silber / Glas satiniert, weiss

L 200, H 350, A 145



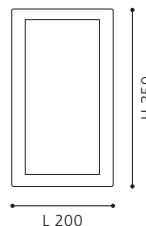
GL-803

87184 PARK 5



wall luminaire; cast aluminium, anthracite / satinated glass, white
Wandleuchte; Aluguss, anthrazit / Glas satiniert, weiss

L 200, H 350, A 100



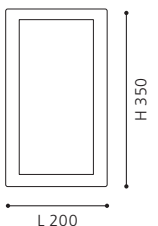

GL-804

87182 PARK 5



wall luminaire; cast aluminium, silver / satinated glass, white
Wandleuchte; Aluguss, silber / Glas satiniert, weiss

L 200, H 350, A 100

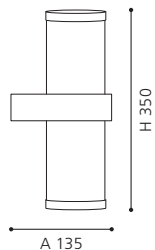


GL-804



wall luminaire; stainless steel, stainless steel, silver /
satinated glass, white
Wandleuchte; Edelstahl, edelstahl, silber / Glas satiniert, weiss

L 200, H 350, A 135

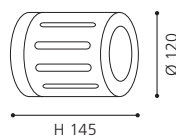
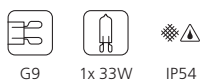


GL1079



wall / ceiling luminaire; aluminium, silver / corroded
glass, white
Wand- / Deckenleuchte; Alu, silber / Glas geätzt, weiss

H 145, Ø 120

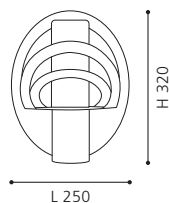



GL2321

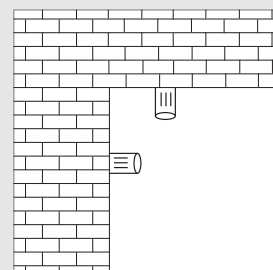


wall luminaire; stainless steel, stainless steel / corroded
glass, white
Wandleuchte; Edelstahl, edelstahl / Glas geätzt, weiss

L 250, H 320, A 170



GL1835



90172

TORBAY is suitable for both wall and ceiling placement.

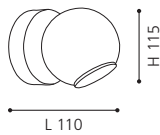
TORBAY eignet sich sowohl zur Wand- als auch Deckenplatzierung.





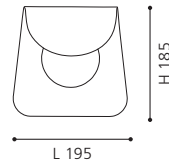
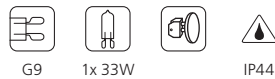
wall luminaire; galvanized steel, black
Wandleuchte; Stahl verzinkt, schwarz

L 110, H 115, A 145



wall luminaire; stainless steel, stainless steel / opal glass, white
Wandleuchte; Edelstahl, edelstahl / Glas opal-matt, weiss

L 195, H 185, A 155

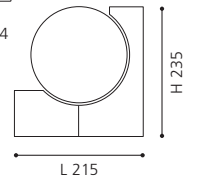



GL2874

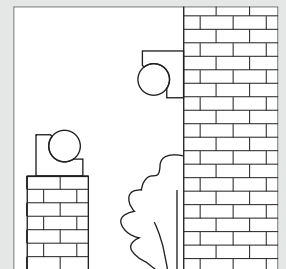


wall luminaire; cast aluminium, stainless steel / opal glass, white
Wandleuchte; Aluguss, edelstahl / Glas opal-matt, weiss

L 215, H 235




GL-805



89366

OHIO is suitable for both wall and floor placement.

OHIO eignet sich sowohl zur Wand- als auch Bodenplatzierung.



93267 CITY 2



wall / ceiling luminaire; stainless steel, stainless steel / plastic, white
Wand- / Deckenleuchte; Edelstahl, edelstahl / Kunststoff, weiss

Ø 280, A 60



9 002759 932671



GX53



1x 7W



IP44



Ø 280

88109 SEVILLA



wall / ceiling luminaire; stainless steel, stainless steel / satinated glass, white
Wand- / Deckenleuchte; Edelstahl, edelstahl / Glas satiniert, weiss

Ø 285, A 83



9 002759 881092



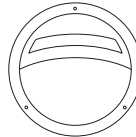
E27



1x 15W



IP44



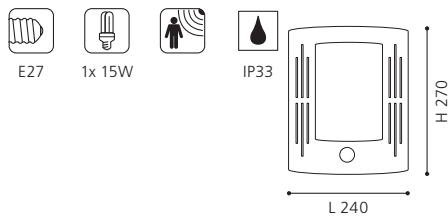
Ø 285

GL1611



wall luminaire; stainless steel, stainless steel / plastic, white
Wandleuchte; Edelstahl, edelstahl / Kunststoff, weiss

L 240, H 270

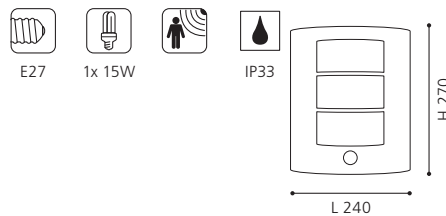


ET0614



wall luminaire; stainless steel, stainless steel / plastic, white
Wandleuchte; Edelstahl, edelstahl / Kunststoff, weiss

L 240, H 270

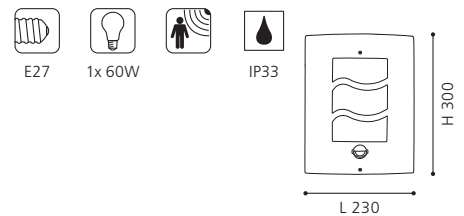


ET0614



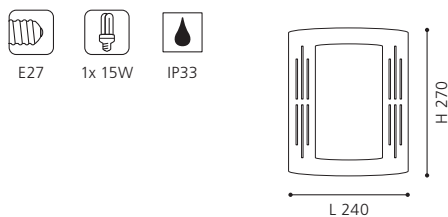
wall luminaire; stainless steel, stainless steel / plastic, white
Wandleuchte; Edelstahl, edelstahl / Kunststoff, weiss

L 230, H 300, A 90



wall luminaire; stainless steel, stainless steel / plastic, white
Wandleuchte; Edelstahl, edelstahl / Kunststoff, weiss

L 240, H 270

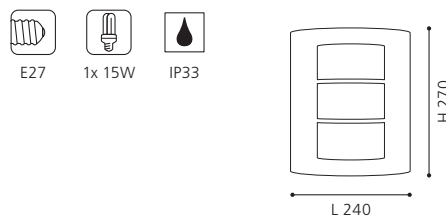


ET0234



wall luminaire; stainless steel, stainless steel / plastic, white
Wandleuchte; Edelstahl, edelstahl / Kunststoff, weiss

L 240, H 270

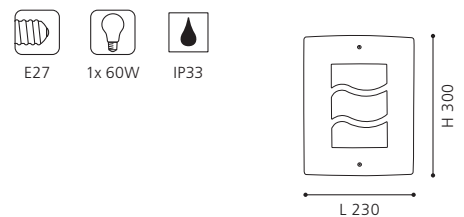


ET0234



wall luminaire; stainless steel, stainless steel / plastic, white
Wandleuchte; Edelstahl, edelstahl / Kunststoff, weiss

L 230, H 300, A 90

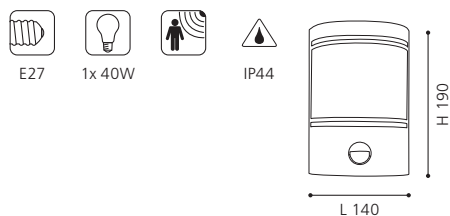






wall luminaire; stainless steel, stainless steel /
satinated glass, white
Wandleuchte; Edelstahl, edelstahl / Glas satiniert, weiss

L 140, H 190, A 110

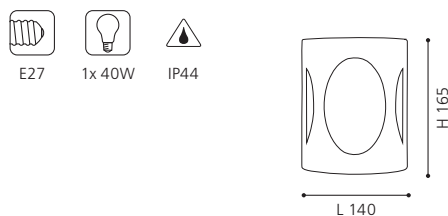


GL2890



wall luminaire; stainless steel, stainless steel /
satinated glass, white
Wandleuchte; Edelstahl, edelstahl / Glas satiniert, weiss

L 140, H 165, A 105

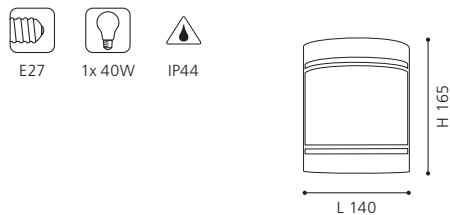


GL2890



wall luminaire; stainless steel, stainless steel /
satinated glass, white
Wandleuchte; Edelstahl, edelstahl / Glas satiniert, weiss

L 140, H 165, A 105

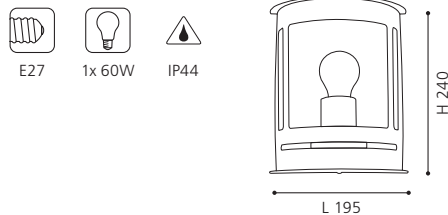


GL2890



wall luminaire; stainless steel, stainless steel /
plastic, clear
Wandleuchte; Edelstahl, edelstahl / Kunststoff, klar

L 195, H 240, A 110



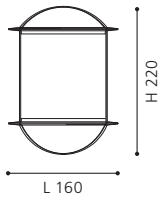


93258 ISOBA 



wall luminaire; cast aluminium, white / plastic, white
Wandleuchte; Aluguss, weiss / Kunststoff, weiss

L 160, H 220, A 100

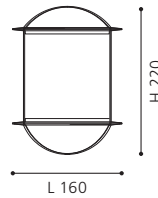


93259 ISOBA 



wall luminaire; cast aluminium, silver / plastic, white
Wandleuchte; Aluguss, silber / Kunststoff, weiss

L 160, H 220, A 100

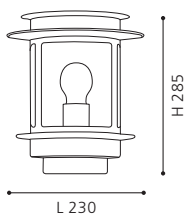


80767 EXIT 1



wall luminaire; cast aluminium, white
Wandleuchte; Aluguss, weiss

L 230, H 285, A 130

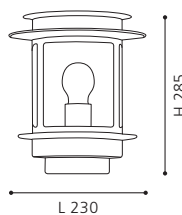


80761 EXIT 1



wall luminaire; cast aluminium, silver
Wandleuchte; Aluguss, silber

L 230, H 285, A 130

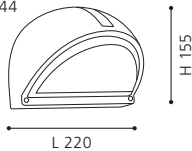







wall luminaire; cast aluminium, white / ribbed glass, clear
Wandleuchte; Aluguss, weiss / Glas geriffelt, klar

L 220, H 155, A 150

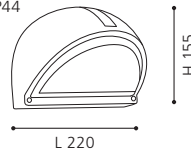



GL2440



wall luminaire; cast aluminium, silver / ribbed glass, clear
Wandleuchte; Aluguss, silber / Glas geriffelt, klar

L 220, H 155, A 150

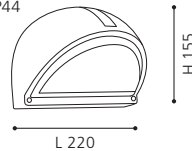



GL2440



wall luminaire; cast aluminium, black / ribbed glass, clear
Wandleuchte; Aluguss, schwarz / Glas geriffelt, klar

L 220, H 155, A 150

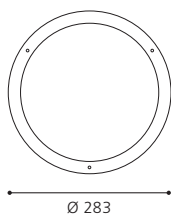
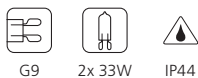


GL2440



wall / ceiling luminaire; stainless steel, stainless steel / satinated glass, white
Wand- / Deckenleuchte; Edelstahl, edelstahl / Glas satiniert, weiss

Ø 283, A 80

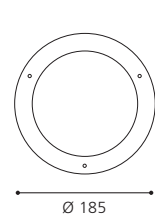
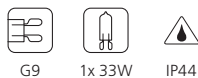


GL1611



wall / ceiling luminaire; stainless steel, stainless steel / satinated glass, white
Wand- / Deckenleuchte; Edelstahl, edelstahl / Glas satiniert, weiss

Ø 185, A 60

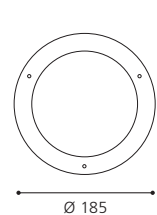


GL1610



wall / ceiling luminaire; galvanized steel, anthracite / satinated glass, white
Wand- / Deckenleuchte; Stahl verzinkt, anthrazit / Glas satiniert, weiss

Ø 185, A 60



GL1610

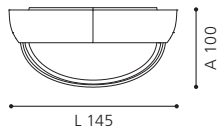


93261 SIONES



wall / ceiling luminaire; cast aluminium, white / structured glass, white
Wand- / Deckenleuchte; Aluguss, weiss / Glas mit Struktur, weiss

L 145, H 215, A 100



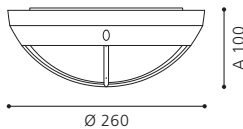
GL2972

93263 SIONES



wall / ceiling luminaire; cast aluminium, white / structured glass, white
Wand- / Deckenleuchte; Aluguss, weiss / Glas mit Struktur, weiss

Ø 260, A 100



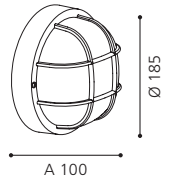
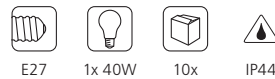
GL2971

88807 ANOLA



wall / ceiling luminaire; plastic, white / glass, clear
Wand- / Deckenleuchte; Kunststoff, weiss / Glas, klar

Ø 185, A 100

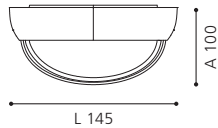


93262 SIONES



wall / ceiling luminaire; cast aluminium, black / structured glass, white
Wand- / Deckenleuchte; Aluguss, schwarz / Glas mit Struktur, weiss

L 145, H 215, A 100



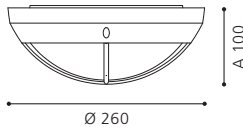
GL2972

93264 SIONES



wall / ceiling luminaire; cast aluminium, black / structured glass, white
Wand- / Deckenleuchte; Aluguss, schwarz / Glas mit Struktur, weiss

Ø 260, A 100



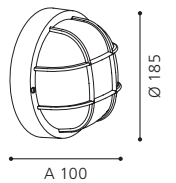
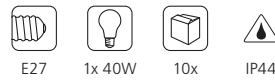
GL2971

88803 ANOLA



wall / ceiling luminaire; plastic, black / glass, clear
Wand- / Deckenleuchte; Kunststoff, schwarz / Glas, klar

Ø 185, A 100



88806

ANOLA



wall / ceiling luminaire; plastic, white / glass, clear
Wand- / Deckenleuchte; Kunststoff, weiss / Glas, klar

L 203, B 113, A 94



E27



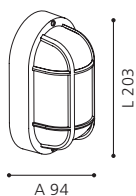
1x 40W



10x



IP44



88802

ANOLA



wall / ceiling luminaire; plastic, black / glass, clear
Wand- / Deckenleuchte; Kunststoff, schwarz / Glas, klar

L 203, B 113, A 94



E27



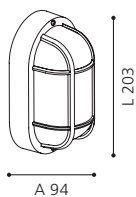
1x 40W



10x



IP44





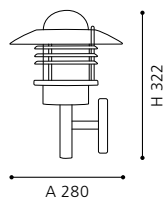
15 years guarantee against corrosion on the hot dipped galvanized surface.

15 Jahre Garantie gegen Korrosion der feuerverzinkten Oberfläche.



wall luminaire; steel, hot-dip galvanised / glass, clear
Wandleuchte; Stahl, feuerverzinkt / Glas, klar

L 240, H 322, A 280

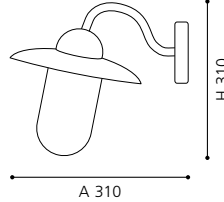


GL-859



wall luminaire; steel, hot-dip galvanised / glass, clear
Wandleuchte; Stahl, feuerverzinkt / Glas, klar

H 310, A 310

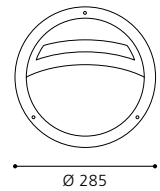
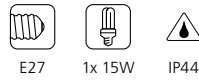


GL-859



wall / ceiling luminaire; steel, hot-dip galvanised / satinated glass, white
Wand- / Deckenleuchte; Stahl, feuerverzinkt / Glas satiniert, weiss

Ø 285, A 83

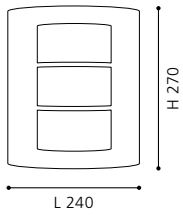


GL1611



wall luminaire; steel, hot-dip galvanised / plastic, white
Wandleuchte; Stahl, feuerverzinkt / Kunststoff, weiss

L 240, H 270

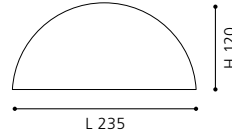


ET0234



wall luminaire; steel, hot-dip galvanised / plastic, white
Wandleuchte; Stahl, feuerverzinkt / Kunststoff, weiss

L 235, H 120, A 125

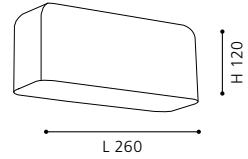


ET1602



wall luminaire; steel, hot-dip galvanised / plastic, clear
Wandleuchte; Stahl, feuerverzinkt / Kunststoff, klar

L 260, H 120, A 105



L 260

GARDEN LIVING



OVERVIEW

GARDEN LIVING



LORENA
p. 68



LORENA 1
p. 68



TERRENO
p. 70



FERROTERRA
p. 70



CATONE
p. 72



HAAKON
p. 72



KALEO
p. 72



SHUKO
p. 73



TERRALUNA
p. 74

89173

LORENA



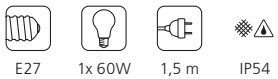
GL-805

floor luminaire; galvanized steel, antique brown / opal glass, white
Stehleuchte; Stahl verzinkt, antik-braun / Glas opal-matt, weiss

H 1130, Ø 600; Base: Ø 250

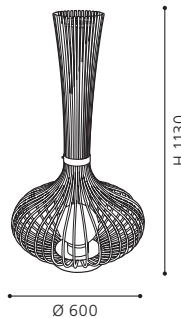


9 002759 891732



E27 1x 60W 1,5 m IP54

GL-805



Ø 600

89326

LORENA 1



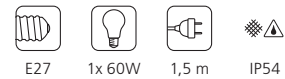
GL2091

floor luminaire; galvanized steel, antique brown / glass, champagner
Stehleuchte; Stahl verzinkt, antik-braun / Glas, champagner

H 580, Ø 215; Base: Ø 180

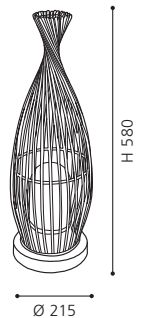


9 002759 893262



E27 1x 60W 1,5 m IP54

GL2091



Ø 215



91436

TERRENO



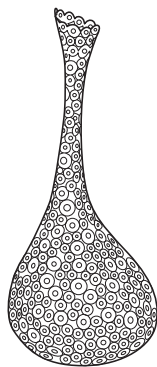
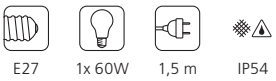
GL-805

floor luminaire; galvanized steel, black, patina silver / opal glass, white
Stehleuchte; Stahl verzinkt, schwarz, silber-patina / Glas opal-matt, weiss

H 900, Ø 380



9 002759 914363



H 900

GL-805

89565

FERROTERRA




GL-805

floor luminaire; galvanized steel, black, patina silver / opal glass, white
Stehleuchte; Stahl verzinkt, schwarz, silber-patina / Glas opal-matt, weiss

H 450, Ø 452; Base: Ø 195



9 002759 895655



H 450

Ø 452

GL-805

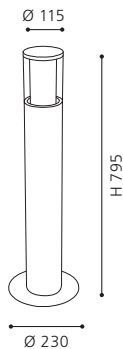
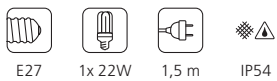


92353 CATONE



floor luminaire; galvanized steel, anthracite / plastic, white, clear
 Stehleuchte; Stahl verzinkt, anthrazit / Kunststoff, weiss, klar

H 795, Ø 115; Base: Ø 230



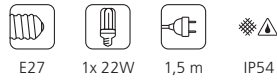
ET1072, ET1416

91702 KALEO



floor luminaire; galvanized steel, anthracite / opal glass, white
 Stehleuchte; Stahl verzinkt, anthrazit / Glas opal-matt, weiss

L 190, B 190, H 575



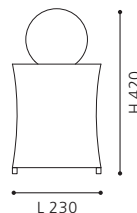
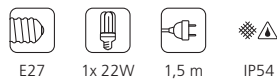
GL-805

91706 HAAKON



floor luminaire; plastic, dark brown / opal glass, white
 Stehleuchte; Kunststoff, dunkelbraun / Glas opal-matt, weiss

L 230, B 230, H 420



GL-805





GL1841



floor luminaire; plastic, dark brown / fabric, beige
Stehleuchte; Kunststoff, dunkelbraun / Textil, beige

L 345, B 260, H 1175; Base: B 345, T 260



E27



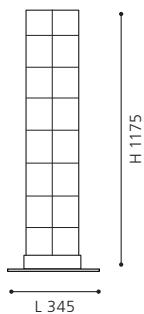
2x 22W



1,5 m



IP44



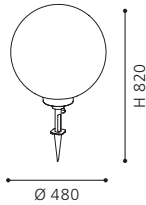
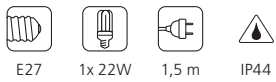
GL1841





floor luminaire; plastic, black / plastic, white
Stehleuchte; Kunststoff, schwarz / Kunststoff, weiss

H 820, Ø 480; Base: Ø 150

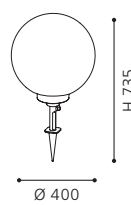
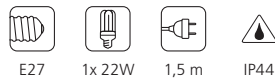


GL1841, ET0727, ET0728, ET0729, ET1486



floor luminaire; plastic, black / plastic, white
Stehleuchte; Kunststoff, schwarz / Kunststoff, weiss

H 735, Ø 400; Base: Ø 150

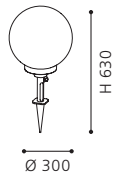
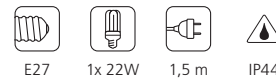


GL1841, ET0727, ET0728, ET0729, ET1485



floor luminaire; plastic, black / plastic, white
Stehleuchte; Kunststoff, schwarz / Kunststoff, weiss

H 630, Ø 300; Base: Ø 150

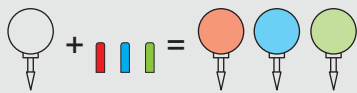


GL1841, ET0727, ET0728, ET0729, ET1484





- GL1841
- ET0727
- ET0728
- ET0729



TERRALUNA comes with three different coloured illuminant shades for different lighting effects.

TERRALUNA wird mit 3 verschiedenfarbigen Leuchtmittelabdeckungen für unterschiedliche Lichtstimmungen ausgeliefert.

CLASSIC



OVERVIEW

CLASSIC



ALORIA-LED
p. 78



ALORIA
p. 79



ALORIA-LED
p. 80



ALORIA
p. 81



SIDNEY
p. 82



SIDNEY
p. 83



MILTON
p. 84



MILTON 1
p. 84



ONJA 1
p. 84



BUCKINGHAM
p. 85



BAREDO
p. 85



PORTICI
p. 85



CERVA
p. 85



MINORCA
p. 86



SAN TELMO
p. 87



RAIANO
p. 87



TORRE
p. 88



SAN MARINO
p. 89



ABIRA
p. 90



URBINO
p. 93



OUTDOOR CLASSIC
p. 95



NAVEDO
p. 97



NAVEDO
p. 99



LATERNA 4
p. 101



LATERNA 5
p. 102



LATERNA 7
p. 104



LATERNA 7
p. 104



CITY CLASSIC
p. 104



LATERNA 7
p. 104



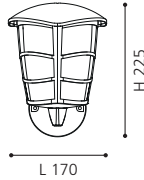
LATERNA 7
p. 104

93512 ALORIA-LED



wall luminaire; cast aluminium, white / plastic, white
Wandleuchte; Aluguss, weiss / Kunststoff, weiss

L 170, H 225, A 190



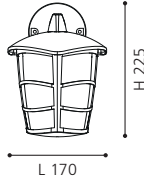
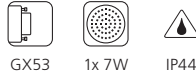
ET1574

93513 ALORIA-LED



wall luminaire; cast aluminium, white / plastic, white
Wandleuchte; Aluguss, weiss / Kunststoff, weiss

L 170, H 225, A 190



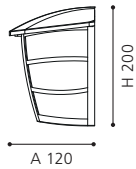
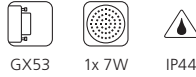
ET1574

93514 ALORIA-LED



wall luminaire; cast aluminium, white / plastic, white
Wandleuchte; Aluguss, weiss / Kunststoff, weiss

L 180, H 200, A 120



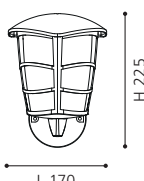
ET1575

93094 ALORIA



wall luminaire; cast aluminium, white / plastic, clear
Wandleuchte; Aluguss, weiss / Kunststoff, klar

L 170, H 225, A 190



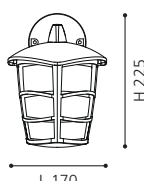
ET1572

93095 ALORIA



wall luminaire; cast aluminium, white / plastic, clear
Wandleuchte; Aluguss, weiss / Kunststoff, klar

L 170, H 225, A 190



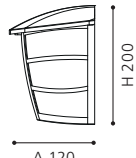
ET1572

93403 ALORIA



wall luminaire; cast aluminium, white / plastic, clear
Wandleuchte; Aluguss, weiss / Kunststoff, klar

L 180, H 200, A 120



ET1573

93405 ALORIA



floor luminaire; cast aluminium, white / plastic, clear
Stehleuchte; Aluguss, weiss / Kunststoff, klar

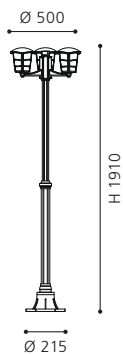
H 1910, Ø 500; Base: Ø 215



9 002759 934057



ET1572



93404 ALORIA



floor luminaire; cast aluminium, white / plastic, clear
Stehleuchte; Aluguss, weiss / Kunststoff, klar

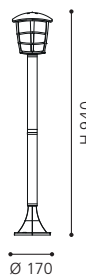
L 170, B 170, H 940; Base: Ø 170



9 002759 934040



ET1572



93402 ALORIA



pendant luminaire; cast aluminium, white / plastic, clear
Hängeleuchte; Aluguss, weiss / Kunststoff, klar

L 170, B 170, H 685



9 002759 934026



ET1572



93096 ALORIA



pedestal luminaire; cast aluminium, white / plastic, clear
Sockelleuchte; Aluguss, weiss / Kunststoff, klar

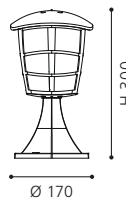
L 170, B 170, H 300; Base: Ø 170



9 002759 930967



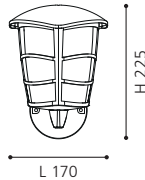
ET1572





wall luminaire; cast aluminium, black / plastic, white
Wandleuchte; Aluguss, schwarz / Kunststoff, weiss

L 170, H 225, A 190

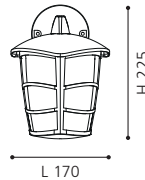


ET1574



wall luminaire; cast aluminium, black / plastic, white
Wandleuchte; Aluguss, schwarz / Kunststoff, weiss

L 170, H 225, A 190

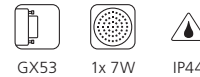


ET1574



wall luminaire; cast aluminium, black / plastic, white
Wandleuchte; Aluguss, schwarz / Kunststoff, weiss

L 180, H 200, A 120

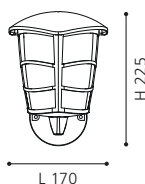


ET1575



wall luminaire; cast aluminium, black / plastic, clear
Wandleuchte; Aluguss, schwarz / Kunststoff, klar

L 170, H 225, A 190

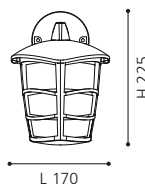


ET1572



wall luminaire; cast aluminium, black / plastic, clear
Wandleuchte; Aluguss, schwarz / Kunststoff, klar

L 170, H 225, A 190

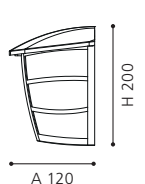


ET1572



wall luminaire; cast aluminium, black / plastic, clear
Wandleuchte; Aluguss, schwarz / Kunststoff, klar

L 180, H 200, A 120



ET1573

93409 ALORIA



floor luminaire; cast aluminium, black / plastic, clear
Stehleuchte; Aluguss, schwarz / Kunststoff, klar

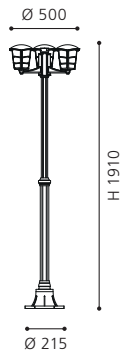
H 1910, Ø 500; Base: Ø 215



9 002759 934095



E27 3x 60W IP44



ET1572

93408 ALORIA



floor luminaire; cast aluminium, black / plastic, clear
Stehleuchte; Aluguss, schwarz / Kunststoff, klar

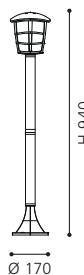
L 170, B 170, H 940; Base: Ø 170



9 002759 934088




E27 1x 60W IP44



ET1572

93406 ALORIA



pendant luminaire; cast aluminium, black / plastic, clear
Hängeleuchte; Aluguss, schwarz / Kunststoff, klar

L 170, B 170, H 685



9 002759 934064



E27 1x 60W IP44



ET1572

93099 ALORIA



pedestal luminaire; cast aluminium, black / plastic, clear
Sockelleuchte; Aluguss, schwarz / Kunststoff, klar

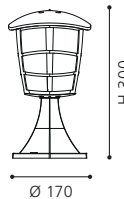
L 170, B 170, H 300; Base: Ø 170



9 002759 930998



E27 1x 60W IP44



ET1572



87105 SIDNEY



GL-867



120°, 6 m,
5 - 480 sec.

wall luminaire; stainless steel, stainless steel / satinated glass, white
Wandleuchte; Edelstahl, edelstahl / Glas satiniert, weiss

H 375, Ø 275, A 325



9 002759 871055



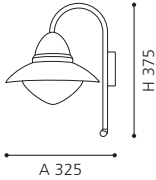
E27



1x 60W



IP44



GL-867

83971 SIDNEY



GL-867

floor luminaire; stainless steel, stainless steel / satinated glass, white
Stehleuchte; Edelstahl, edelstahl / Glas satiniert, weiss

H 2200, Ø 600; Base: Ø 200



9 002759 839710




E27



3x 60W




IP44



GL-867

83969 SIDNEY



GL-867

floor luminaire; stainless steel, stainless steel / satinated glass, white
Stehleuchte; Edelstahl, edelstahl / Glas satiniert, weiss

B 350, H 1200; Base: Ø 120



9 002759 839697



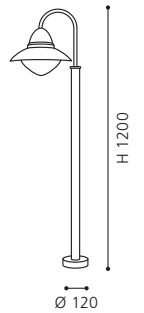
E27



1x 60W



IP44



GL-867

83966 SIDNEY



GL-867

wall luminaire; stainless steel, stainless steel / satinated glass, white
Wandleuchte; Edelstahl, edelstahl / Glas satiniert, weiss

H 375, Ø 275, A 325



9 002759 839666



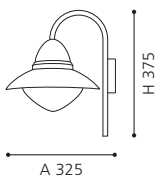
E27



1x 60W



IP44



GL-867

83968 SIDNEY



GL-867

pedestal luminaire; stainless steel, stainless steel / satinated glass, white
Sockelleuchte; Edelstahl, edelstahl / Glas satiniert, weiss

B 350, H 620; Base: Ø 120



9 002759 839680



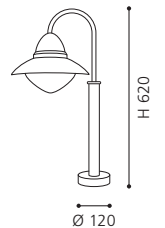
E27



1x 60W



IP44



GL-867



88711

SIDNEY



120°, 6 m,
5 - 480 sec.

GL-867

wall luminaire; galvanized steel, antique brown / satinated glass, white
Wandleuchte; Stahl verzinkt, antik-braun / Glas satiniert, weiss

H 375, Ø 275, A 325



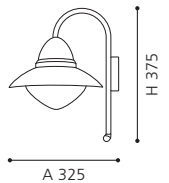
E27



1x 60W



IP44



GL-867

88709

SIDNEY



GL-867

wall luminaire; galvanized steel, antique brown / satinated glass, white
Wandleuchte; Stahl verzinkt, antik-braun / Glas satiniert, weiss

H 375, Ø 275, A 325



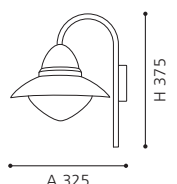
E27



1x 60W



IP44

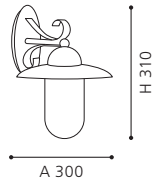



GL-867



wall luminaire; galvanized steel, green antique / glass, clear
Wandleuchte; Stahl verzinkt, grün-antik / Glas, klar

B 240, H 310, A 300





GL-859



wall luminaire; galvanized steel, antique brown / glass, clear
Wandleuchte; Stahl verzinkt, antik-braun / Glas, klar

B 240, H 310, A 300





GL-859



wall luminaire; stainless steel, stainless steel / glass, clear
Wandleuchte; Edelstahl, edelstahl / Glas, klar

B 240, H 310, A 300

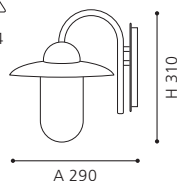
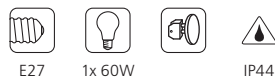


GL-859



wall luminaire; stainless steel, stainless steel / opal glass, white
Wandleuchte; Edelstahl, edelstahl / Glas opal, weiss

B 240, H 310, A 290

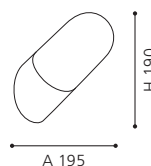



GL-849



wall luminaire; stainless steel, stainless steel / corroded glass, white
Wandleuchte; Edelstahl, edelstahl / Glas geätzt, weiss

L 105, H 190, A 195



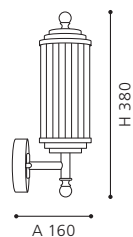
GL2720

90168 BUCKINGHAM



wall luminaire; stainless steel, stainless steel / wavy glass, clear
Wandleuchte; Edelstahl, edelstahl / Glas gewellt, klar

L 105, H 380, A 160



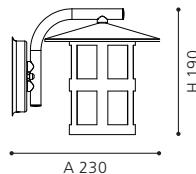
GL2308

93266 BAREDO



wall luminaire; stainless steel, stainless steel / glass, clear
Wandleuchte; Edelstahl, edelstahl / Glas, klar

L 170, H 190, A 230



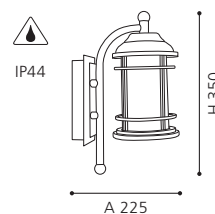
GL2973

90208 PORTICI



wall luminaire; stainless steel, stainless steel / opal glass, white
Wandleuchte; Edelstahl, edelstahl / Glas opal-matt, weiss

L 140, H 350, A 225



GL2351



92151 CERVA



wall luminaire; stainless steel, stainless steel / plastic, clear
Wandleuchte; Edelstahl, edelstahl / Kunststoff, klar

L 175, H 340, A 205




ET1240

92152 CERVA



wall luminaire; stainless steel, stainless steel / plastic, clear
Wandleuchte; Edelstahl, edelstahl / Kunststoff, klar

L 175, H 340, A 205



ET1240



89536 MINORCA



floor luminaire; galvanized steel, coppery / opal glass, shiny white
 Stehleuchte; Stahl verzinkt, kupferfarben / Glas opal, weiss glänzend

H 785, Ø 137; Base: Ø 100

9 002759 895365

E27 1x 60W IP54

GL2095

89533 MINORCA



wall luminaire; galvanized steel, coppery / opal glass, shiny white
 Wandleuchte; Stahl verzinkt, kupferfarben / Glas opal, weiss glänzend

B 137, H 365, A 185

9 002759 895334

E27 1x 60W IP54

GL2095

89535 MINORCA



pedestal luminaire; galvanized steel, coppery / opal glass, shiny white
 Sockelleuchte; Stahl verzinkt, kupferfarben / Glas opal, weiss glänzend

H 385, Ø 137; Base: Ø 100

9 002759 895358

E27 1x 60W IP54

GL2095

90184 SAN TELMO



GL2534

wall luminaire; galvanized steel, cast aluminium, antique brown / glass with blowholes, clear
Wandleuchte; Stahl verzinkt, Aluguss, antik-braun / Glas mit Luftinschlüssen, klar

L 180, H 350, A 240



9 002759 901844



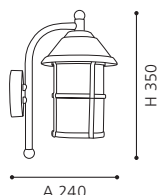
E27



1x 60W



IP23



GL2534

91121 RAIANO



ET0709

incl. bulb



wall luminaire; galvanized steel, antique brown / plastic, white
Wandleuchte; Stahl verzinkt, antik-braun / Kunststoff, weiss

L 125, H 350, A 170



9 002759 911218



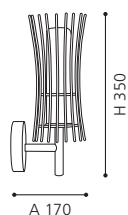
E27



1x 22W



IP44



ET0709

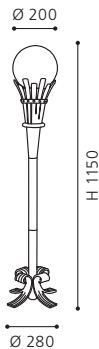


89297 TORRE



floor luminaire; wrought iron, antique brown / opal glass, white
Stehleuchte; Schmiedeeisen, antik-braun / Glas opal-matt, weiss

H 1150, Ø 200; Base: Ø 280



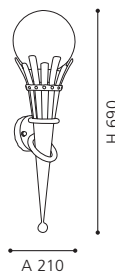

GL-805

89295 TORRE



wall luminaire; wrought iron, antique brown / opal glass, white
Wandleuchte; Schmiedeeisen, antik-braun / Glas opal-matt, weiss

L 200, H 690, A 210



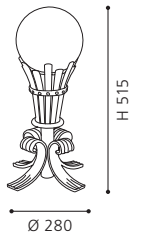
GL-805

89296 TORRE



pedestal luminaire; wrought iron, antique brown / opal glass, white
Sockelleuchte; Schmiedeeisen, antik-braun / Glas opal-matt, weiss

H 515, Ø 200; Base: Ø 280



GL-805



88067

SAN MARINO



floor luminaire; galvanized steel, antique brown / satinated glass, white
Stehleuchte; Stahl verzinkt, antik-braun / Glas satiniert, weiss

H 1115, Ø 210; Base: Ø 110



9 002759 880675



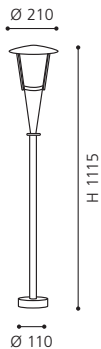
E27



1x 60W



IP44



GL1821

88066

SAN MARINO



pedestal luminaire; galvanized steel, antique brown / satinated glass, white
Sockelleuchte; Stahl verzinkt, antik-braun / Glas satiniert, weiss

H 390, Ø 210; Base: Ø 110



9 002759 880668



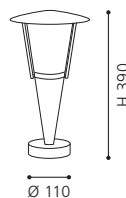
E27



1x 60W



IP44



GL1821

88064

SAN MARINO



wall luminaire; galvanized steel, antique brown / satinated glass, white
Wandleuchte; Stahl verzinkt, antik-braun / Glas satiniert, weiss

H 445, A 240



9 002759 880644



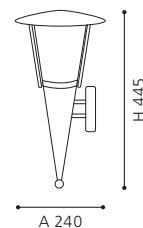
E27



1x 60W



IP44



GL1821



92234 ABIRA

GL2760



floor luminaire; cast aluminium, antique brown, gold / glass, clear
Stehleuchte; Aluguss, antik-braun, gold / Glas, klar

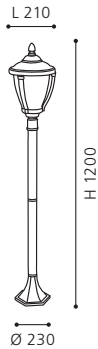
L 210, B 210, H 1200; Base: Ø 230



9 002759 922344



E27 1x 60W IP44



GL2760

92233 ABIRA

GL2760



wall luminaire; cast aluminium, antique brown, gold / glass, clear
Wandleuchte; Aluguss, antik-braun, gold / Glas, klar

L 210, H 415, A 255



9 002759 922337



E27 1x 60W IP44



GL2760

92232 ABIRA

GL2760



wall luminaire; cast aluminium, antique brown, gold / glass, clear
Wandleuchte; Aluguss, antik-braun, gold / Glas, klar


L 210, H 415, A 255



9 002759 922320



E27 1x 60W IP44



GL2760





88035

URBINO



ET0624



floor luminaire; cast aluminium, black-gold / plastic, clear
Stehleuchte; Aluguss, schwarz-gold / Kunststoff, klar

H 1219, Ø 220; Base: Ø 180



E27



1x 60W



IP23

Ø 220



H 1219

Ø 180

ET0624

88036 URBINO



floor luminaire; cast aluminium, black-gold / plastic, clear
Stehleuchte; Aluguss, schwarz-gold / Kunststoff, klar

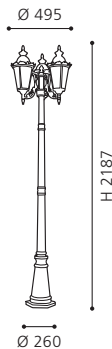
H 2187, Ø 495; Base: Ø 260



9 002759 880361



ET0624



88033 URBINO



wall luminaire; cast aluminium, black-gold / plastic, clear
Wandleuchte; Aluguss, schwarz-gold / Kunststoff, klar


B 220, H 510, A 275



9 002759 880330



ET0624



88032 URBINO



wall luminaire; cast aluminium, black-gold / plastic, clear
Wandleuchte; Aluguss, schwarz-gold / Kunststoff, klar

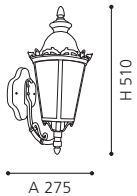
B 220, H 510, A 275



9 002759 880323



ET0624



88034 URBINO



pedestal luminaire; cast aluminium, black-gold / plastic, clear
Sockelleuchte; Aluguss, schwarz-gold / Kunststoff, klar

H 565, Ø 220; Base: Ø 160



9 002759 880347



ET0624



88037 URBINO



pendant luminaire; cast aluminium, black-gold / plastic, clear
Hängeleuchte; Aluguss, schwarz-gold / Kunststoff, klar


H 950, Ø 220



9 002759 880378



ET0624





4171

OUTDOOR CLASSIC 

GL-857

GL-858



floor luminaire; cast aluminium, black-green / glass, clear
 Stehleuchte; Aluguss, schwarz-grün / Glas, klar

H 2130, Ø 530; Base: Ø 250



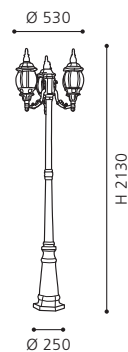
E27



3x 60W



IP23



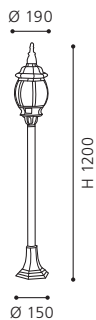
GL-857, GL-858

4172 OUTDOOR CLASSIC



floor luminaire; cast aluminium, black-green / glass, clear
Stehleuchte; Aluguss, schwarz-grün / Glas, klar

H 1200, Ø 190; Base: Ø 150




GL-857, GL-858

4174 OUTDOOR CLASSIC



wall luminaire; cast aluminium, black-green / glass, clear
Wandleuchte; Aluguss, schwarz-grün / Glas, klar

B 190, H 530, A 260





GL-857, GL-858

4175 OUTDOOR CLASSIC



wall luminaire; cast aluminium, black-green / glass, clear
Wandleuchte; Aluguss, schwarz-grün / Glas, klar

B 190, H 480, A 260



GL-857, GL-858

4173 OUTDOOR CLASSIC



pedestal luminaire; cast aluminium, black-green / glass, clear
Sockelleuchte; Aluguss, schwarz-grün / Glas, klar

H 600, Ø 190; Base: Ø 150



GL-857, GL-858

93465

NAVEDO



floor luminaire; cast aluminium, black, patina silver / glass, clear
Stehleuchte; Aluguss, schwarz, silber-patina / Glas, klar

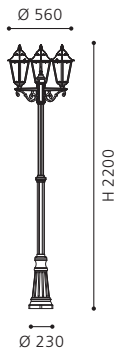
H 2200, Ø 560; Base: Ø 230



9 002759 934651



E27 3x 60W IP44



93464

NAVEDO



floor luminaire; cast aluminium, black, patina silver / glass, clear
Stehleuchte; Aluguss, schwarz, silber-patina / Glas, klar

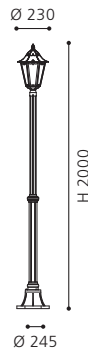
H 2000, Ø 230; Base: Ø 245



9 002759 934644



E27 1x 60W IP44



93463

NAVEDO



floor luminaire; cast aluminium, black, patina silver / glass, clear
Stehleuchte; Aluguss, schwarz, silber-patina / Glas, klar

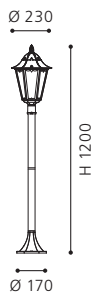
H 1200, Ø 230; Base: Ø 170



9 002759 934637



E27 1x 60W IP44

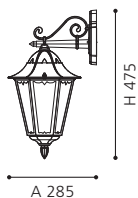


93456 NAVEDO



wall luminaire; cast aluminium, black, patina silver / glass, clear
Wandleuchte; Aluguss, schwarz, silber-patina / Glas, klar

L 200, H 475, A 285



93457 NAVEDO



wall luminaire; cast aluminium, black, patina silver / glass, clear
Wandleuchte; Aluguss, schwarz, silber-patina / Glas, klar

L 200, H 475, A 285




93458 NAVEDO



wall luminaire; cast aluminium, black, patina silver / glass, clear
Wandleuchte; Aluguss, schwarz, silber-patina / Glas, klar

L 200, H 425, A 285

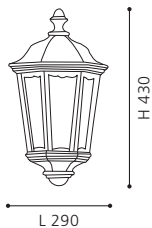


93459 NAVEDO



wall luminaire; cast aluminium, black, patina silver / glass, clear
Wandleuchte; Aluguss, schwarz, silber-patina / Glas, klar

L 290, H 430, A 130




93462 NAVEDO



pedestal luminaire; cast aluminium, black, patina silver / glass, clear
Sockelleuchte; Aluguss, schwarz, silber-patina / Glas, klar

H 470, Ø 230; Base: Ø 170



93455 NAVEDO



pendant luminaire; cast aluminium, black, patina silver / glass, clear
Hängeleuchte; Aluguss, schwarz, silber-patina / Glas, klar

H 1045, Ø 230

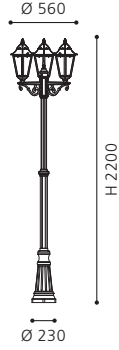


93454 NAVEDO



floor luminaire; cast aluminium, white / glass, clear
Stehleuchte; Aluguss, weiss / Glas, klar

H 2200, Ø 560; Base: Ø 230




93453 NAVEDO



floor luminaire; cast aluminium, white / glass, clear
Stehleuchte; Aluguss, weiss / Glas, klar

H 2000, Ø 230; Base: Ø 245

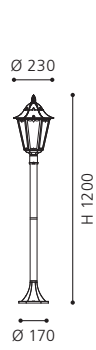


93452 NAVEDO



floor luminaire; cast aluminium, white / glass, clear
Stehleuchte; Aluguss, weiss / Glas, klar

H 1200, Ø 230; Base: Ø 170

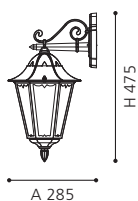


93445 NAVEDO



wall luminaire; cast aluminium, white / glass, clear
Wandleuchte; Aluguss, weiss / Glas, klar

L 200, H 475, A 285




93446 NAVEDO



wall luminaire; cast aluminium, white / glass, clear
Wandleuchte; Aluguss, weiss / Glas, klar

L 200, H 475, A 285




93447 NAVEDO



wall luminaire; cast aluminium, white / glass, clear
Wandleuchte; Aluguss, weiss / Glas, klar

L 200, H 425, A 285

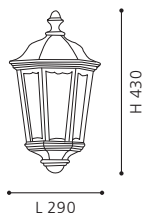


93448 NAVEDO



wall luminaire; cast aluminium, white / glass, clear
Wandleuchte; Aluguss, weiss / Glas, klar

L 290, H 430, A 130



93451 NAVEDO



pedestal luminaire; cast aluminium, white / glass, clear
Sockelleuchte; Aluguss, weiss / Glas, klar

H 470, Ø 230; Base: Ø 170




93444 NAVEDO



pendant luminaire; cast aluminium, white / glass, clear
Hängeleuchte; Aluguss, weiss / Glas, klar

H 1045, Ø 230



22145 LATERNA 4



GL1632

floor luminaire; cast aluminium, black / glass, clear
Stehleuchte; Aluguss, schwarz / Glas, klar

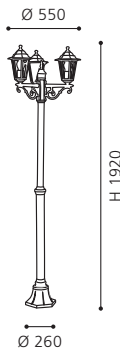
H 1920, Ø 550; Base: Ø 260



9 002759 221454



GL1632



22144 LATERNA 4



GL1632

floor luminaire; cast aluminium, black / glass, clear
Stehleuchte; Aluguss, schwarz / Glas, klar

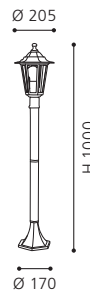
H 1000, Ø 205; Base: Ø 170



9 002759 221447



GL1632



22471 LATERNA 4





pendant luminaire; cast aluminium, black / glass, clear
Hängeleuchte; Aluguss, schwarz / Glas, klar

H 900, Ø 205



9 002759 224714



22472 LATERNA 4




pedestal luminaire; cast aluminium, black / glass, clear
Sockelleuchte; Aluguss, schwarz / Glas, klar

L 205, B 165, H 405; Base: Ø 170



9 002759 224721



22467

LATERNA 4



wall luminaire; cast aluminium, black / glass, clear
Wandleuchte; Aluguss, schwarz / Glas, klar

L 165, H 350, A 215



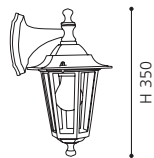
E27



1x 60W



IP33



H 350

A 215

22468

LATERNA 4



wall luminaire; cast aluminium, black / glass, clear
Wandleuchte; Aluguss, schwarz / Glas, klar

L 165, H 350, A 215



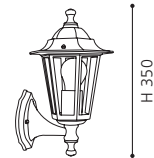
E27



1x 60W



IP33



H 350

A 215

22469

LATERNA 4



120°, 8 m,
5 - 540 sec.

wall luminaire; cast aluminium, black / glass, clear
Wandleuchte; Aluguss, schwarz / Glas, klar

L 165, H 425, A 235




E27



1x 60W



IP33



H 425

A 235

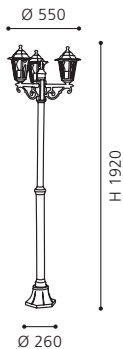


22996 LATERNA 5



floor luminaire; cast aluminium, white / glass, clear
Stehleuchte; Aluguss, weiss / Glas, klar

H 1920, Ø 550; Base: Ø 260



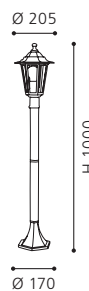

GL-064

22995 LATERNA 5



floor luminaire; cast aluminium, white / glass, clear
Stehleuchte; Aluguss, weiss / Glas, klar

H 1000, Ø 205; Base: Ø 170




GL-064

22465 LATERNA 5



pendant luminaire; cast aluminium, white / glass, clear
Hängeleuchte; Aluguss, weiss / Glas, klar

H 900, Ø 205




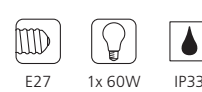
GL-064

22466 LATERNA 5



pedestal luminaire; cast aluminium, white / glass, clear
Sockelleuchte; Aluguss, weiss / Glas, klar

H 405, Ø 205; Base: Ø 170



GL-064

22463

LATERNA 5



GL-064

wall luminaire; cast aluminium, white / glass, clear
Wandleuchte; Aluguss, weiss / Glas, klar

L 165, H 350, A 215



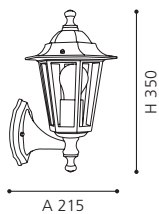
E27



1x 60W



IP33



GL-064

22462

LATERNA 5



GL-064

wall luminaire; cast aluminium, white / glass, clear
Wandleuchte; Aluguss, weiss / Glas, klar

L 165, H 350, A 215




E27



1x 60W



IP33



GL-064

22464

LATERNA 5



GL-064



120°, 8 m,
5 - 540 sec.

wall luminaire; cast aluminium, white / glass, clear
Wandleuchte; Aluguss, weiss / Glas, klar

L 165, H 425, A 235



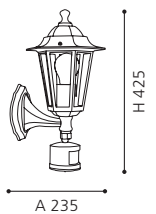
E27



1x 60W



IP33




GL-064





wall luminaire; galvanized steel, black-gold / plastic, white
Wandleuchte; Stahl verzinkt, schwarz-gold / Kunststoff, weiss

B 230, H 270, A 92




ET0234



wall luminaire; cast aluminium, black / satinated glass, white
Wandleuchte; Aluguss, schwarz / Glas satiniert, weiss

L 155, H 220, A 170

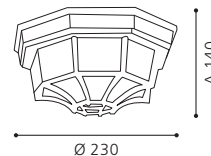


GL-059



wall / ceiling luminaire; cast aluminium, black / satinated glass, white
Wand- / Deckenleuchte; Aluguss, schwarz / Glas satiniert, weiss

Ø 230, A 140

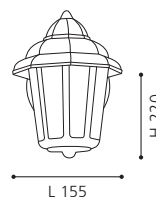


GL-058



wall luminaire; cast aluminium, white / satinated glass, white
Wandleuchte; Aluguss, weiss / Glas satiniert, weiss

L 155, H 220, A 170

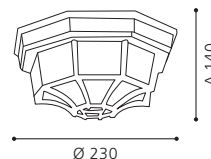


GL-059



wall / ceiling luminaire; cast aluminium, white / satinated glass, white
Wand- / Deckenleuchte; Aluguss, weiss / Glas satiniert, weiss

Ø 230, A 140



GL-058



SPOTS, RECESSED & ACCESSORIES



OVERVIEW

SPOTS, RECESSED & ACCESSORIES



RIGA 1
p. 108



NEMA 1
p. 109



NEMA 1
p. 109



NEMA
p. 109



SALO
p. 109



FAEDO
p. 110



FAEDO
p. 110



FAEDO
p. 111



ALEGA
p. 111



RIGA 3
p. 112



RIGA 3
p. 112



RIGA 3
p. 112



LAMEDO
p. 112



MARGO
p. 113



ZIMBA LED
p. 114



ZIMBA LED
p. 114



ZIMBA
p. 115



ZIMBA
p. 115



ZIMBA
p. 115



ZIMBA
p. 115



CUBA
p. 116



p. 116



DETECT ME
p. 116



PARK 4
p. 117



PARK 4
p. 117



CONNECTOR
BOX
p. 117



CONNECTOR
BOX
p. 117

85994

RIGA 1



GL1208



incl.
bulb

solar luminaire; stainless steel, stainless steel
Solarleuchte; Edelstahl, edelstahl

B 140, H 630



GU10



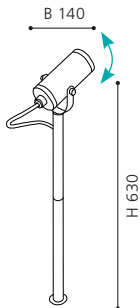
1x 35W



1,5 m




IP44



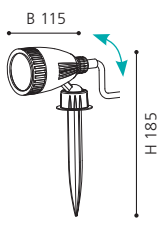
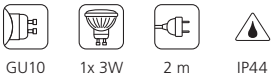
GL1208





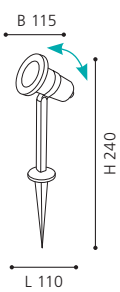
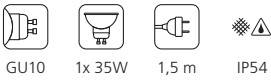
ground spike; plastic, black / plastic, transparent
Erdspieß; Kunststoff, schwarz / Kunststoff, transparent

L 60, B 115, H 185



floor luminaire; stainless steel, stainless steel
Stehleuchte; Edelstahl, edelstahl

L 110, B 85, H 240, ET 165

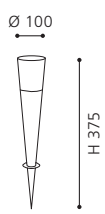
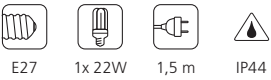


GL2640, GL2641, GL2642, GL2643



floor luminaire; galvanized steel, silver / plastic, white
Stehleuchte; Stahl verzinkt, silber / Kunststoff, weiss

H 375, Ø 100, ET 165

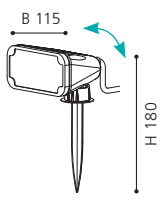


ET1393



ground spike; plastic, black / plastic, transparent
Erdspieß; Kunststoff, schwarz / Kunststoff, transparent

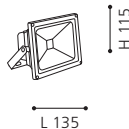
L 115, B 115, H 180





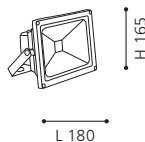
wall luminaire; aluminium, silver / glass, clear
Wandleuchte; Alu, silber / Glas, klar

L 135, H 115, A 100



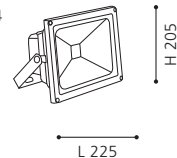
wall luminaire; aluminium, silver / glass, clear
Wandleuchte; Alu, silber / Glas, klar

L 180, H 165, A 105



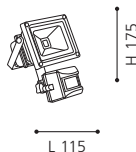
wall luminaire; aluminium, silver / glass, clear
Wandleuchte; Alu, silber / Glas, klar

L 225, H 205, A 135



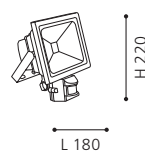

wall luminaire; aluminium, silver / glass, clear
Wandleuchte; Alu, silber / Glas, klar

L 115, H 175, A 100



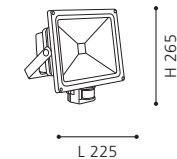
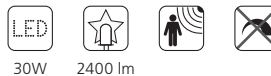
wall luminaire; aluminium, silver / glass, clear
Wandleuchte; Alu, silber / Glas, klar

L 180, H 220, A 105



wall luminaire; aluminium, silver / glass, clear
Wandleuchte; Alu, silber / Glas, klar

L 225, H 265, A 135



93479 FAEDO



floor luminaire; aluminium, yellow, black / glass, clear
Stehleuchte; Alu, gelb, schwarz / Glas, klar

L 205, B 185, H 300



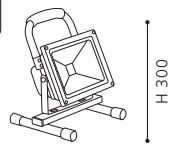
9 002759 934798



20W 1500 lm 2 m



IP44



L 205

88814 ALEGA



incl. bulb

wall luminaire; cast aluminium, black / glass, clear
Wandleuchte; Aluguss, schwarz / Glas, klar

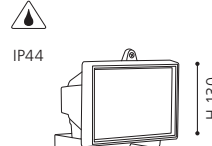
L 140, H 130, A 95



9 002759 888145



R75 1x 120W IP44



L 140

88812 ALEGA



incl. bulb

wall luminaire; cast aluminium, black / glass, clear
Wandleuchte; Aluguss, schwarz / Glas, klar

L 185, H 170, A 140



9 002759 888121



R75 1x 400W IP44



L 185

88815 ALEGA



120°, 10 m,
5 - 540 sec.
incl. bulb

wall luminaire; cast aluminium, black / glass, clear
Wandleuchte; Aluguss, schwarz / Glas, klar

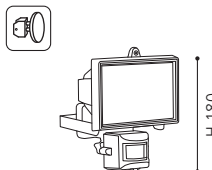
L 140, H 180, A 145



9 002759 888152



R75 1x 120W



L 140

88813 ALEGA



110°, 5 m,
15 - 420 sec.
incl. bulb

wall luminaire; cast aluminium, black / glass, clear
Wandleuchte; Aluguss, schwarz / Glas, klar

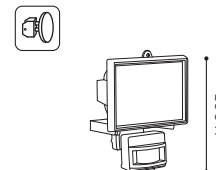
L 185, H 265, A 155



9 002759 888138




R75 1x 400W



L 185





ground recessed luminaire; stainless steel, stainless steel / glass, clear
Bodeneinbauleuchte; Edelstahl, edelstahl / Glas, klar

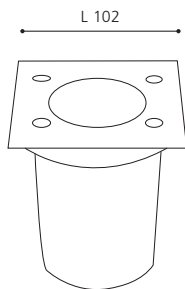
L 102, B 102, ET 80



1x 2,5W 190 lm



IP65



ground recessed luminaire; stainless steel, stainless steel / glass, clear
Bodeneinbauleuchte; Edelstahl, edelstahl / Glas, klar

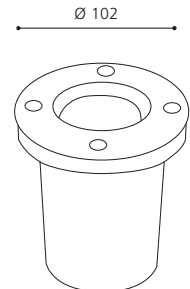
Ø 102, ET 80



1x 2,5W 190 lm



IP65

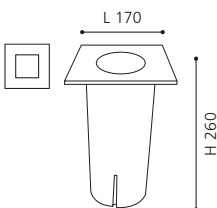


ground recessed luminaire; stainless steel, stainless steel / plastic, white
Bodeneinbauleuchte; Edelstahl, edelstahl / Kunststoff, weiss

L 170, B 170, H 260



E27 1x 15W IP67



ET0436, GL2438

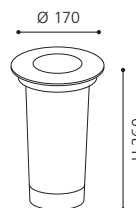


ground recessed luminaire; stainless steel, stainless steel / plastic, white
Bodeneinbauleuchte; Edelstahl, edelstahl / Kunststoff, weiss

H 260, Ø 170



E27 1x 15W IP67



ET0436, GL2438

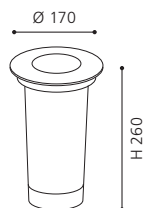


ground recessed luminaire; steel, black / plastic, white
Bodeneinbauleuchte; Stahl, schwarz / Kunststoff, weiss

H 260, Ø 170



E27 1x 15W IP67

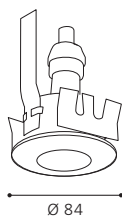


ET0436, GL2438



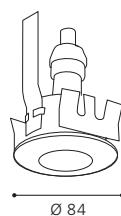
recessed luminaire; cast aluminium, stainless steel /
satinated glass, white
Einbauleuchte; Aluguss, edelstahl / Glas satiniert, weiss

H 10, Ø 84, ET 125



recessed luminaire; cast aluminium, white / satinated
glass, white
Einbauleuchte; Aluguss, weiss / Glas satiniert, weiss

H 10, Ø 84, ET 125



recessed luminaire; cast aluminium, coppery / satinated
glass, white
Einbauleuchte; Aluguss, kupferfarben / Glas satiniert, weiss

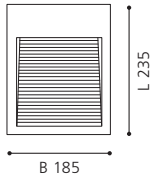
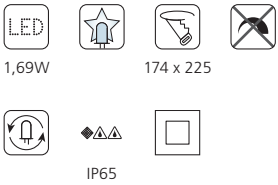
H 10, Ø 84, ET 125





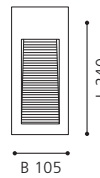
recessed luminaire; cast aluminium, silver
Einbauleuchte; Aluguss, silber

L 235, B 185, H 5, ET 95



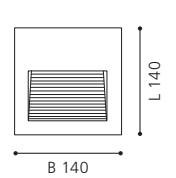
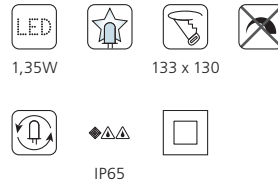
recessed luminaire; cast aluminium, silver
Einbauleuchte; Aluguss, silber

L 240, B 105, H 5, ET 95



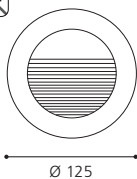
recessed luminaire; cast aluminium, silver
Einbauleuchte; Aluguss, silber

L 140, B 140, H 5, ET 95



recessed luminaire; cast aluminium, silver
Einbauleuchte; Aluguss, silber

H 5, Ø 125, ET 95



88009 ZIMBA



GL1606

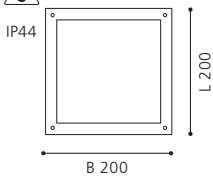
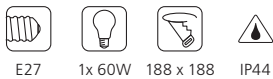


recessed luminaire; cast aluminium, silver / satinated glass, white
Einbauleuchte; Aluguss, silber / Glas satiniert, weiss

L 200, B 200, H 5, ET 100




9 002759 880095



GL1606

88008 ZIMBA



GL1605

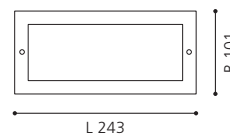
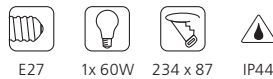


recessed luminaire; cast aluminium, silver
Einbauleuchte; Aluguss, silber

L 243, B 101, H 5, ET 100




9 002759 880088



GL1605

88576 ZIMBA



GL1605

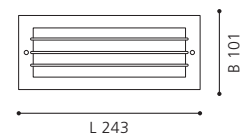
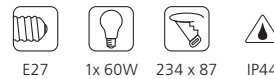


recessed luminaire; cast aluminium, silver / satinated glass, white
Einbauleuchte; Aluguss, silber / Glas satiniert, weiss

L 243, B 101, H 5, ET 100



9 002759 885762



GL1605

88575 ZIMBA

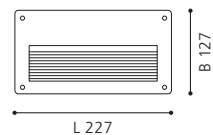
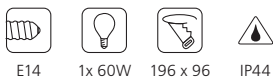


recessed luminaire; cast aluminium, silver / satinated glass, white
Einbauleuchte; Aluguss, silber / Glas satiniert, weiss

L 227, B 127, H 13, ET 75



9 002759 885755



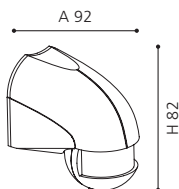
GL1606





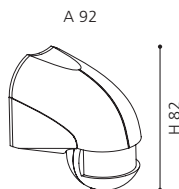
accessory; plastic, black
Zubehör; Kunststoff, schwarz

L 62, H 82, A 92




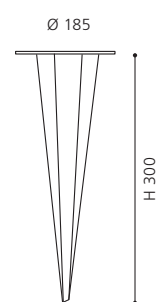
accessory; plastic, white
Zubehör; Kunststoff, weiss

L 62, H 82, A 92



ground spike; steel, hot-dip galvanised
Erdspieß; Stahl, feuerverzinkt


H 300, Ø 185



88152, 88153

The above mentioned pictogram indicates suitable luminaires which can be easily mounted on corners with this accessories.


Das oben gezeigte Piktogramm markiert passende Leuchten, welche mit dem Zubehör einfach an Ecken montiert werden können.



30199, 30201

The DETECT ME sensors are designed for max. 1000 watt when using incandescent lamps or max. 300 watt when using fluorescent lamps.

Die beiden DETECT ME Sensoren sind für max. 1000 Watt bei Glühlampen bzw. max. 300 Watt bei Energiesparlampen ausgelegt.



88744

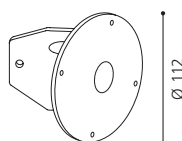
With the CUBA ground spike you can stick your floor luminaire in the ground or set it in concrete.

Mit dem CUBA Erdspieß können Sie Ihre Stehleuchte in den Boden stecken oder einbetonieren.



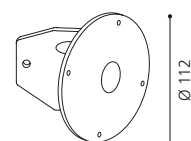
accessory; steel, black
Zubehör; Stahl, schwarz

Ø 112



accessory; steel, white
Zubehör; Stahl, weiss

Ø 112



90748

PARK 4



accessory; stainless steel, stainless steel / plastic, green
Zubehör; Edelstahl, edelstahl / Kunststoff, grün

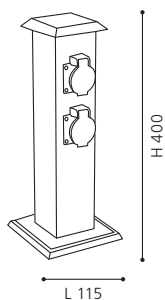
L 115, B 115, H 400; Base: B 160, T 160



9 002759 907488



IP44



93426

PARK 4



accessory; steel, plastic, black
Zubehör; Stahl, Kunststoff, schwarz

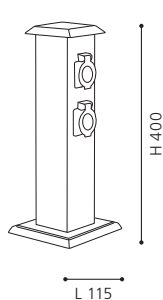
L 115, B 115, H 400; Base: B 160, T 160



9 002759 934262



IP44



91206, 91207

No more annoying cables in your garden: bury them simply and safely with the CONNECTOR BOX.

91206: 1 supply line and 2 distribution lines
91207: 1 supply line and 5 distribution lines

Mit der CONNECTOR BOX können Sie störende Kabel einfach und sicher unter der Erde verschwinden lassen.

91206: 1 Zuleitung und 2 Verteilungsleitungen
91207: 1 Zuleitung und 5 Verteilungsleitungen

91206

CONNECTOR BOX



accessory; plastic, black
Zubehör; Kunststoff, schwarz

H 50, Ø 140



9 002759 912062



IP68

91207

CONNECTOR BOX



accessory; plastic, black
Zubehör; Kunststoff, schwarz

H 50, Ø 155



9 002759 912079



IP68

Register

Art. Nr. Item no.	Seite Page												
22144	p. 100	80767	p. 58	88035	p. 92	89281	p. 19	91206	p. 117	93258	p. 58	93448	p. 99
22145	p. 100	81751	p. 11	88036	p. 93	89282	p. 18	91207	p. 117	93259	p. 58	93451	p. 99
22462	p. 103	81752	p. 10	88037	p. 93	89283	p. 18	91404	p. 25	93261	p. 62	93452	p. 98
22463	p. 103	81753	p. 11	88051	p. 60	89284	p. 18	91405	p. 25	93262	p. 62	93453	p. 98
22464	p. 103	82309	p. 54	88052	p. 60	89285	p. 113	91406	p. 25	93263	p. 62	93454	p. 98
22465	p. 102	83278	p. 11	88063	p. 112	89286	p. 113	91436	p. 70	93264	p. 62	93455	p. 97
22466	p. 102	83279	p. 11	88064	p. 89	89288	p. 113	91639	p. 84	93266	p. 85	93456	p. 97
22467	p. 101	83281	p. 10	88066	p. 89	89295	p. 88	91702	p. 72	93267	p. 53	93457	p. 97
22468	p. 101	83432	p. 49	88067	p. 89	89296	p. 88	91706	p. 72	93268	p. 31	93458	p. 97
22469	p. 101	83433	p. 49	88099	p. 40	89297	p. 88	91769	p. 45	93269	p. 19	93459	p. 97
22471	p. 100	83585	p. 84	88101	p. 40	89314	p. 52	91786	p. 44	93271	p. 31	93462	p. 97
22472	p. 100	83588	p. 84	88109	p. 53	89326	p. 68	91787	p. 44	93316	p. 36	93463	p. 96
22995	p. 102	83589	p. 84	88119	p. 65	89366	p. 37	92151	p. 85	93317	p. 42	93464	p. 96
22996	p. 102	83591	p. 84	88121	p. 20	89533	p. 86	92152	p. 85	93318	p. 32	93465	p. 96
27126	p. 14	83758	p. 46	88122	p. 20	89535	p. 86	92232	p. 90	93319	p. 32	93473	p. 110
30173	p. 56	83966	p. 82	88123	p. 20	89536	p. 86	92233	p. 90	93325	p. 43	93474	p. 110
30181	p. 24	83968	p. 82	88125	p. 20	89543	p. 114	92234	p. 90	93326	p. 43	93475	p. 110
30182	p. 24	83969	p. 82	88139	p. 54	89544	p. 114	92329	p. 56	93327	p. 34	93476	p. 110
30183	p. 24	83971	p. 82	88142	p. 54	89545	p. 114	92331	p. 109	93328	p. 11	93477	p. 110
30184	p. 22	83998	p. 27	88144	p. 54	89546	p. 114	92332	p. 37	93329	p. 11	93478	p. 110
30185	p. 22	83999	p. 28	88152	p. 116	89554	p. 46	92335	p. 13	93331	p. 10	93479	p. 111
30186	p. 22	84001	p. 28	88153	p. 116	89562	p. 73	92336	p. 13	93356	p. 38	93481	p. 112
30187	p. 22	84002	p. 27	88487	p. 65	89565	p. 70	92337	p. 58	93364	p. 38	93482	p. 112
30188	p. 22	84003	p. 28	88488	p. 65	89581	p. 74	92338	p. 58	93365	p. 38	93485	p. 45
30191	p. 56	84004	p. 28	88489	p. 65	89582	p. 74	92342	p. 37	93366	p. 15	93488	p. 44
30192	p. 56	85749	p. 27	88572	p. 41	89583	p. 74	92343	p. 32	93367	p. 32	93512	p. 78
30193	p. 54	85994	p. 108	88573	p. 40	89767	p. 60	92347	p. 41	93368	p. 32	93513	p. 78
30194	p. 54	86188	p. 112	88575	p. 115	89768	p. 60	92349	p. 37	93369	p. 38	93514	p. 78
30199	p. 116	86189	p. 112	88576	p. 115	89769	p. 60	92353	p. 72	93384	p. 109	93515	p. 80
30201	p. 116	86248	p. 13	88577	p. 104	90108	p. 21	92382	p. 52	93385	p. 109	93516	p. 80
30205	p. 14	86385	p. 13	88709	p. 83	90109	p. 21	92582	p. 52	93402	p. 79	93517	p. 80
30206	p. 14	86387	p. 16	88711	p. 83	90119	p. 30	92735	p. 26	93403	p. 78	93518	p. 8
30207	p. 14	86388	p. 16	88712	p. 83	90121	p. 30	92736	p. 26	93404	p. 79	93519	p. 8
30907	p. 60	86389	p. 16	88713	p. 28	90168	p. 85	92737	p. 26	93405	p. 79	93521	p. 8
30915	p. 65	86507	p. 27	88714	p. 28	90172	p. 50	92738	p. 26	93406	p. 81	93522	p. 8
3376	p. 104	86541	p. 51	88744	p. 116	90183	p. 50	93094	p. 78	93407	p. 80	93523	p. 8
3377	p. 104	86993	p. 46	88802	p. 63	90184	p. 87	93095	p. 78	93408	p. 81	93553	p. 15
4171	p. 94	87105	p. 82	88803	p. 62	90208	p. 85	93096	p. 79	93409	p. 81		
4172	p. 95	87182	p. 49	88806	p. 63	90748	p. 117	93097	p. 80	93426	p. 117		
4173	p. 95	87184	p. 49	88807	p. 62	90867	p. 65	93098	p. 80	93437	p. 36		
4174	p. 95	88008	p. 115	88812	p. 111	91087	p. 109	93099	p. 81	93438	p. 36		
4175	p. 95	88009	p. 115	88813	p. 111	91095	p. 44	93253	p. 35	93444	p. 99		
5382	p. 104	88032	p. 93	88814	p. 111	91096	p. 44	93254	p. 35	93445	p. 99		
5389	p. 104	88033	p. 93	88815	p. 111	91111	p. 51	93255	p. 42	93446	p. 99		
80761	p. 58	88034	p. 93	89173	p. 68	91121	p. 87	93256	p. 34	93447	p. 99		

Serienname Series name	Seite Page				
CORNER MOUNT	p. 116	KANI	p. 46	RIGA 1	p. 108
ABIRA	p. 90	KIBEA	p. 35	RIGA 2	p. 27
ALEGA	p. 111	KONYA	p. 13	RIGA 3	p. 112
ALORIA	p. 78	LAMEDO	p. 112	RIGA-LED	p. 26
ALORIA-LED	p. 78	LATERNA 4	p. 100	SALO	p. 109
ANOLA	p. 63	LATERNA 5	p. 103	SAN MARINO	p. 89
ARCHA	p. 37	LATERNA 7	p. 104	SAN TELMO	p. 87
ARCHA 1	p. 37	LEPUS	p. 65	SEVILLA	p. 53
ARKTIC	p. 46	LISIO	p. 22	SHUKO	p. 73
ASCOLI	p. 30	LIVONI	p. 25	SIDNEY	p. 82
AVELLINO	p. 50	LORENA	p. 68	SIONES	p. 62
AVESIA	p. 65	LORENA 1	p. 68	SOJO	p. 34
BAREDO	p. 85	MANERBA	p. 32	STOCKHOLM 1	p. 31
BASALGO	p. 19	MARGO	p. 113	TABO 1	p. 40
BENACO	p. 37	MILTON	p. 84	TABO-LED	p. 38
BEVERLY	p. 51	MILTON 1	p. 84	TELLAGO	p. 41
BILBAO	p. 19	MINORCA	p. 86	TERRALUNA	p. 74
BUCKINGHAM	p. 85	MORINO	p. 44	TERRENO	p. 70
CABOS	p. 31	MOUNA	p. 24	TORBAY	p. 50
CADIZ 1	p. 13	NADELA	p. 36	TORRE	p. 88
CALGARY	p. 16	NAGO	p. 52	TRIGO	p. 46
CATONE	p. 72	NAGO 1	p. 52	TRONO	p. 20
CERNO	p. 56	NAVEDO	p. 99	TRONO CRYSTAL	p. 21
CERVA	p. 85	NEMA	p. 109	URBINO	p. 93
CITY	p. 54	NEMA 1	p. 109	VENTO	p. 60
CITY 1	p. 54	NISIA	p. 14	VENTO 1	p. 60
CITY 2	p. 53	NISIA 1	p. 15	VOLPINO	p. 45
CITY CLASSIC	p. 104	NORIKA 1	p. 45	ZIMBA	p. 115
CONNECTOR BOX	p. 117	OHIO	p. 52	ZIMBA LED	p. 114
CUBA	p. 116	ONJA	p. 60		
DARIL	p. 56	ONJA 1	p. 84		
DETECT ME	p. 116	OTTAWA	p. 65		
ESPARTA	p. 36	OUTDOOR CLASSIC	p. 94		
ESPARTA 1	p. 34	PANAMA 1	p. 8		
EXIT 1	p. 58	PARDELA	p. 42		
FAEDO	p. 110	PARDELA 1	p. 38		
FERROTERRA	p. 70	PARK	p. 49		
FONTELA	p. 42	PARK 4	p. 117		
FOSSALTA	p. 51	PARK 5	p. 49		
HAAKON	p. 72	PASOLA	p. 37		
HELSINKI	p. 11	PIAS	p. 43		
HELSINKI-LED	p. 11	PORTICI	p. 85		
ISOBA	p. 58	RAIANO	p. 87		
JALON	p. 44	REDONDO	p. 32		
KALEO	p. 72	RIGA	p. 27		

Legend

ARTICLE NUMBER ARTIKELNUMMER

SENSOR SENSOR

A symbol indicates if the luminaire has a sensor. In addition the sensor angle, sensor distance and lighting duration (min./max.) is indicated.
Ist die Leuchte mit einem Sensor ausgestattet, wird dies durch ein Sensorsymbol gekennzeichnet. Zusätzlich werden Ausstrahlungswinkel, Sensorreichweite und Einschaltdauer (max./min.) angegeben.

DESCRIPTION BESCHREIBUNG

The product description is composed as follows: luminaire type; enclosure material, enclosure colour / glass or shade material, glass or shade colour
Die Produktbeschreibung setzt sich wie folgt zusammen: Leuchtenart; Gehäusematerial, Gehäusefarbe / Schirm- bzw. Glasmaterial, Schirm- bzw. Glasfarbe

DIMENSIONS DIMENSIONEN

all dimensions in mm | alle Größen in mm

length | Länge = L
width | Breite = B
height | Höhe = H
diametre | Durchmesser = Ø
projection length | Ausladung = A
installation depth | Einbautiefe = ET
base dimensions | Sockelmaße = Base

Attention! The dimensions relate solely to the sizes of the luminaire. Any air spaces that would be relevant for a safe operating of the lamp were not considered.

Achtung! Die Größen beziehen sich nur auf die Abmessungen der Leuchte. Etwaige Lufträume, die für einen sicheren Betrieb der Leuchte notwendig sind, werden nicht berücksichtigt.

PICTOGRAMMES PIKTOGRAMME

Technical details are represented as pictogrammes. An overview over all pictograms can be found on the next pages.

Technische Details werden als Piktogramme dargestellt. Eine Übersicht über alle Piktogramme finden Sie auf den nächsten Seiten.

SPARE PARTS ERSATZTEILE

If a product has spare parts they are marked on the photograph with their corresponding article number.

Wenn zu einem Produkt Ersatzteile vorhanden sind, werden diese in der Abbildung mit deren Artikelnummer markiert.

88144
CITY



ET0614



110°, 8 m,
10 - 240 sec.



ECO

wall luminaire; stainless steel, stainless steel / plastic, white
Wandleuchte; Edelstahl, edelstahl / Kunststoff, weiss

L 240, H 270



9 002759 881443



E27



1x 15W



IP33



L 240
H 270

ET0614

93329 HELSINKI-LED 



ET0968

incl. bulb WARM WHITE

floor luminaire; stainless steel, stainless steel / plastic, white
Stehleuchte; Edelstahl, edelstahl / Kunststoff, weiss

H 450, Ø 75; Base: Ø 115



9 002759 933296

E27 1x 4W IP44



ET0968

SERIES NAME
SERIENNAME

CAMERA
KAMERA

A product with the camera symbol is separately shown in an ambiance picture.
Ein Produkt mit dem Kamerasymbol ist separat in einem Ambientebild abgebildet.

LED INCLUDED
LED INKLUDIERT

Only high-quality LED illuminants, stripes and boards are used for this luminaire.
Bei dieser Leuchte werden nur hochwertige LED Leuchtmittel, Bänder und Platinen eingesetzt.

BUTTONS
BUTTONS



Only energy saving illuminants are used for this luminaire (the illuminants are not always included).

Bei dieser Leuchte werden nur energiesparende Leuchtmittel eingesetzt (diese sind nicht immer inkludiert).

LED colour | LED Farbe



ILLUMINANTS
LEUCHTMITTEL

If illuminants are included, the wattage of the luminaire relates to exactly these illuminants - the maximum wattage of the luminaire could therefore be possibly higher. If no illuminants are included the maximum value is generally indicated.

Bei inkludiertem Leuchtmittel bezieht sich die Wattangabe der Leuchte auf mitgelieferte Leuchtmittel, die maximale Wattage der Leuchte kann höher sein. Wenn keine Leuchtmittel mitgeliefert werden, wird der maximale Wert angegeben.











SKETCHES
SKIZZEN

The sketches state the most meaningful dimensions. If a product is adjustable by will, a turquoise arrow marks this function and only the maximum dimensions are indicated.


Die Bemaßung der Skizzen umfasst jeweils die aussagekräftigsten Größen. Bei verstellbaren Produkten kennzeichnet ein türkiser Pfeil diese Funktion und nur die maximalen Größen werden angegeben.

Legend

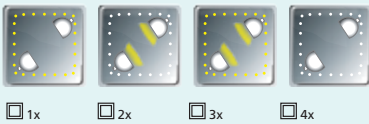
SWITCHES SCHALTER

-  **internal dimmer**
eingebauter Dimmer
-  **rocker switch**
Wippschalter
-  **pull switch**
Zugschalter
-  **pedal switch**
Trittschalter
-  **pedal dimmer**
Trittdimmer
-  **button switch**
Druckknopf
-  **cable switch**
Kabelschalter
-  **sensor**
Sensor
-  **remote control**
Fernbedienung
-  **This luminaire can be switched on/off and dimmed by touching the specially designed "Touch Me" part of the fixture.**

Diese Leuchte kann ein- bzw. ausgeschaltet und gedimmt werden, indem man sie an den dafür vorgesehenen „Touch Me“ Bereichen berührt.

 **The different lighting atmospheres can be adjusted with a conventional light switch. By pressing the switch in quick succession the luminaire changes between the different atmospheres (see below), by pressing the switch slowly the luminaire turns on or off. The last setting will then be saved.**

Die unterschiedlichen Lichtstimmungen der Leuchte können mit einem herkömmlichen Lichtschalter bedient werden. Durch schnelles Betätigen des Schalters wechselt die Leuchte zwischen den Einstellungen (siehe unten), langsames Drücken schaltet die Leuchte ein bzw. aus. Dabei wird die letzte Einstellung gespeichert.






1x 2x 3x 4x

PROTECTION CLASS SCHUTZKLASSE

The protection class indicates to what extent the lamp is protected against electric shock. All lamps in this catalogue are at least protected with the protection class 1 - a higher class is specified in the information box of the respective lamp.

Die Schutzklasse gibt an, inwiefern ein Produkt gegen einen elektrischen Schlag gesichert ist. Alle Leuchten in diesem Katalog sind mit mindestens Schutzklasse 1 gesichert, bei höheren Klassen wird das Symbol im Infokasten der Leuchte angegeben.

-  **protection class 1: protective earthing**
Schutzklasse 1: Schutzerdung
-  **protection class 2: protective insulation**
Schutzklasse 2: Schutzisolierung
-  **protection class 3: protective low voltage**
Schutzklasse 3: Schutzkleinspannung

PROTECTION RATING SCHUTZGRAD







The protection rating ensures the operational safety of luminaires. The first number specifies the extent of the protection against the ingress of foreign bodies; the second number identifies the humidity protection grade. All luminaires in this catalogue are at least protected against the ingress of foreign bodies (IP20), the second number informs about the degree of humidity protection. All luminaires in this catalogue are at least protected against the ingress of foreign bodies (IP20), the second number informs about the degree of humidity protection. All luminaires in this catalogue are at least protected against the ingress of foreign bodies (IP20), the second number informs about the degree of humidity protection.

-  **IP33**
-  **IP44**
-  **IP54**
-  **IP65**
-  **IP67**
-  **IP68**









LUMINOUS COLOUR / FLUX LICHTFARBE / -STROM

The colours of the LED are represented as pictogrammes (see below), their luminous flux directly beneath. The luminous flux is quoted in lumen and describes the amount of light generated by the LED. The higher the value, the brighter is the lamp.

















Die Farben der LED werden als Piktogramm (siehe unten) dargestellt, deren Lichtstrom direkt darunter. Der Lichtstrom wird in Lumen gemessen und gibt die erzeugte Lichtmenge der LED an. Je höher der Wert, desto heller das Produkt.

-  **warm white (< 3300K)**
warmweiß (< 3300K)
-  **neutral white (3300K - 5300K)**
neutralweiß (3300K - 5300K)
-  **cold white (> 5300K)**
kaltweiß (> 5300K)
-  **colour changing**
farbwechselnd
-  **blue / pink**
blau / pink
-  **blue**
blau



FURTHER PICTOGRAMMES WEITERE PIKTOGRAMME

-  **replaceable LED**
austauschbare LED
-  **dimmable**
dimmbar
-  **not dimmable**
nicht dimmbar
-  **shortable**
kürzbar
-  **incl. cable & plug**
inkl. Kabel & Stecker
-  **incl. cable & plug transformer**
inkl. Kabel & Stecktransformator
-  **cutout (in mm)**
Ausschnitt (in mm)
-  **packaging / delivery unit**
Verpackungs- / Liefereinheit











SOCKETS
FASSUNGEN

 2GX13	 E14	 E27	 G4	 G5
 G9	 G10Q	 G13	 G23	 GR8
 GU5,3	 GU10	 GX53	 GY6,35	 LED
 R7S				

LED LAMPS
LED LAMPEN

 E14 C35 LED	E14	 E14 G45 LED	E14	 E14 R50 LED	E27	 E27 A60 LED	E27	 E27 G80 LED	G4
 E27 R63 LED	GU5,3	 G4 FLAT	G4	 MR16 LED	GU5,3	 GU10 LED	GU10	 GX53 LED	GX53

FLUORESCENT LAMPS
LEUCHTSTOFFLAMPEN

 E14 TUBE	E14	 E14 D45 CFL	E14	 E27 TUBE	E27	 E27 G100 CFL	E27	 G23 TUBE	G23
 GR8 BENT	GR8	 T5 TUBE	G5	 T5 RING	2GX13	 T8 TUBE	G13	 T9 RING	G10Q

HALOGEN LAMPS
HALOGENLAMPEN

 E14 C35 ECO	E14	 E14 D45 ECO	E14	 E27 A55 ECO	E27	 E27 R63 ECO	E27	 G4	G4
 G9	G9	 MR16	GU5,3	 GU10	GU10	 GY6,35	GY6,35	 R7S	R7S

INCANDESCENT LAMPS
ALLGEBRAUCHSLAMPEN

 E14 C35	E14	 E14 C35 TIP	E14	 E14 G40	E14	 E27 A60	E27	 E14 R50	E14
 E27 R63	E27								

EGLO worldwide



HEADQUARTERS

EGLO LEUCHTEN GMBH
Heiligkreuz 22
A-6136 PILL
T: +43 5242 6996 0 | F: +43 5242 6996 938
E: info-austria@eglo.com



AUSTRALIA

EGLO LIGHTING AUSTRALIA PTY.LTD.
1026 South Road
EDWARDSTOWN S.A. 5039
T: +61 8 82 77 11 66 | F: +61 8 82 77 19 66
E: info-australia@eglo.com



BELGIUM

EGLO BELGIUM B.V.B.A.
Westpoort 25-27 | B-2070 ZWIJNDRECHT
Visit Address: Innovatiepark 20 | NL-4906 AA OOSTERHOUT
T: +32 3 250 60 80 | F: +32 3 219 80 67
E: info-belgium@eglo.com



BOSNIA-HERZEGOVINA

EGLO RASVJETA BH D.O.O.
Ormanica bb
BIH-76250 GRADACAC
T: +387 35 86 85 00 | F: +387 35 82 44 41
E: info-bosnia-herzegovina@eglo.com



BRAZIL

EGLO DO BRASIL LUMINÁRIAS LTDA.
Avenida Tamboré | 1180 - Armazém A-10
BARUERI - SP 06460-000
T: +55 11 4193 6980 | F: +55 11 4193 6981
E: info-brazil@eglo.com



BULGARIA

EGLO BULGARIA EOOD
2B 'Serdika' Str.
8000 BOURGAS
T: +359 56 960 4034 | F: +359 56 53 05 95
E: info-bulgaria@eglo.com



CANADA

EGLO CANADA INC.
20700 Route Transcanadienne
Baie D'Urfé, Québec | H9X 4B7
T: +1 514 457 5483 | F: +1 514 457 5487
E: info-canada@eglo.com



CHILE - IQUIQUE

EGLO CHILE ILUMINACION LTDA.
Manzana 10 | Galpón 5 | Recinto
Amurallado | Zona Franca Iquique - CHILE
T: +56 57 2 4174 72 | F: +56 57 4174 69
E: info-chile@eglo.com



CHILE - SANTIAGO

EGLO CHILE ILUMINACION LTDA.
Av. Américo Vespucio 1930
Conchali - SANTIAGO DE CHILE
T: +56 2 595 2222
E: info-chile@eglo.com



CHINA

DONGGUAN EGLO LIGHTING COMMERCIAL CO LTD
No.1 | Shangqiao Industrial Road | Shangqiao, Dongcheng District
DONGGUAN CITY, GUANZHOU PROVINCE | CHINA
T: +86 769 2203 3866 | F: +86 769 2203 6866
E: info-china@eglo.com



CROATIA

EGLO RASVJETA D.O.O.
Josipa Loncara 3
HR-10000 ZAGREB
T: +385 1 379 40 62 | F: +385 1 379 41 04
E: info-croatia@eglo.com



CZECH REPUBLIC

EGLO CESKO-MORAVSKÁ SVÍTIDLA, SPOL. S.R.O.
Náchodská 2479/63
CZ-193 00 PRAHA 9 Horní Pocernice
T: +420 281 924 163 | F: +420 281 925 205
E: info-czechrepublic@eglo.com



DENMARK

EGLO DANMARK A/S
Agerbakken 20
DK-8362 Hørring
T: +45 70 22 55 11 | F: +45 70 22 55 21
E: info-denmark@eglo.com



ESTONIA

MOODNE VALGUSTUS AS
Rävala pst. 7
EE-10143 TALLINN
T: +372 667 6670 | F: +372 631 3195
E: info-estonia@eglo.com



FINLAND

EGLO FINLAND OY
Malmin raitti 17A
FIN-00700 FINLAND
T: +358 20 7649 820 | F: +358 20 7649 821
E: info-finland@eglo.com



FRANCE

EGLO FRANCE LUMINAIRE SARL
Z.A. Jeune Bois | 2 Rue de la Martinique
F-68274 WITTENHEIM
T: +33 389 6250 30 | F: +33 389 6250 49
E: info-france@eglo.com



GERMANY

EGLO LEUCHTEN HANDELS GMBH
Kleinbahnstr. 35
D-59759 ARNSBERG
T: +49 2932 6269 0 | F: +49 2932 6269 39
E: info-germany@eglo.com



GREECE

EGLO HELLAS AE
Leoforos Parnithos 274
ACHARNAI 136 75
T: +30 210 240 77 10 | F: +30 210 240 07 29
E: info-greece@eglo.com



GREAT BRITAIN

EGLO UK LTD.
Unit 12 Cirrus Park, Lower Farm Road, Moulton Park
Industrial Estate, NORTHAMPTON NN3 6UR
T: +44 1604 790 986 | F: +44 1604 670 282
E: info-greatbritain@eglo.com



HUNGARY - SALES

EGLO LUX KFT. – Sale
FŐ-ÚT 143/A
H-2120 DUNAKESZI
T: +36 27 341 353 | F: +36 27 341 409
E: info-hungary@eglo.com



HUNGARY - PRODUCTION & LOGISTICS

EGLO MAGYARORSZAG KFT.
FŐ-ÚT. 155
H-3060 PASZTO
T: +36 32 560 050 | F: +36 32 560 040
E: info-hungary@eglo.com



INDIA

EGLO INDIA PRIVATE LIMITED
B-158, 1st Floor | Mansarovar Garden
DELHI 110015
T: +91 981 108 2205
E: info-india@eglo.com



ITALY

EGLO ITALIANA S.R.L.
Via Giotto N. 4
I-31021 MOGLIANO VENETO (TV)
T: +39 041 456 6245/251 | F: +39 041 457 4066
E: info-italy@eglo.com



KAZAKHSTAN

EGLO KAZAKHSTAN LLP
Almaty, Al Farabi district, 7,
BLOCK 5A, OFFICE 300, KAZAKHSTAN
T: +7 701 727 6000 | F: +7 727 293 25 20
E: info-kazakhstan@eglo.com



KOSOVO

EGLO KOSOVA LLC
Lugisht e qytetit pn
20000 PRIZREN- KOSOVO
T: +377 44 2166 87 | Shop: +381 29 2442 84
E: info-kosovo@eglo.com



MALAYSIA

EGLO ASIA SDN BHD
1.07, level 1, Wisma Academy, Lot 4A, Jalan 19/1, 46300 Petaling
Jaya, Selangor Darul Ehsan, Malaysia
T: +603 7956 5277 | F: +603 7931 6277
E: info-malaysia@eglo.com



MEXICO

EGLO MÉXICO ILUMINACION S DE RL DE CV
Prolongación Av Lopez Mateos No 3561
45645 TLAJOMULCO DE ZUNIGA JALISCO
T: +52 33 3687 2095/96/97 | F: +52 33 3687 2095 ext. 107
E: info-mexico@eglo.com



MIDDLE EAST

EGLO LIGHTING MIDDLE EAST FZE
P.O. BOX 262073, LOB 6, OFFICE G18
JEBEL ALI, DUBAI, UAE
T: +97 148810080 | F: +97 148810081
E: info-middle-east@eglo.com



MOROCCO

EGLO MAGHREB LUMINAIRE SARL
Zone Industrielle, Lots n° 6 et 7
26000 SETTAT / MAROC
T: +212 523 721 013 | F: +212 523 721 028
E: info-maghreb@eglo.com



THE NETHERLANDS

EGLO VERLICHTING NEDERLAND B.V.
Innovatiepark 20
NL-4906 AA OOSTERHOUT (NBR)
T: +31 162 48 28 30 | F: +31 162 48 28 40
E: info-nl@eglo.com



NORWAY

ELEKTRO-ARMATUR a.s
Bjørnerudveien 18
N-1266 OSLO
T: +47 2262 9000 | F: +47 2262 9040
E: post@ea.no



PERU

EGLO PERU S.A.C
Avda. Santa Cruz No. 458
San Isidro - Lima
T: +51 1 4212 158
E: info-peru@eglo.com



POLAND

EGLO POLSKA SP. Z.O.O.
Ul. Pulawska 479
02-844 WARSZAWA
T: +48 22 644 57 55 | F: +48 22 644 89 82
E: info-poland@eglo.com

 **PORTUGAL**
EGLO PORTUGAL ILUMINACAO, LDA
Rua Fonte Parada, 125
PT-4595-434 SEROA-PAÇOS DE FERREIRA
T: +351 255 890 000 | F: +351 255 892 346
E: info-portugal@eglo.com

 **RUSSIA**
EGLO LIGHTING LLC
Varshavskoe shosse 35 | Building 1 | Office #201
RU-117105 | MOSCOW
T: +7495 789 4311 | F: +7495 789 4312
E: info-russia@eglo.com

 **ROMANIA**
EGLO ROMANIA PRODEXIM SRL.
Str. Atomistilor nr. 1D
R-077125 MAGURELE - ILFOV - ROMANIA
T: +40 314 250 902 | F: +40 314 250 899
E: info-romania@eglo.com

 **SERBIA**
EGLO RASVETA DOO
Stefana Prvovenčanog 28
11000 BEOGRAD | SRBIJA
T: +381 11 3981 366 | F: +381 11 3981 389
E: info-serbia@eglo.com

 **SLOVAKIA**
EGLO CESKO-MORAVSKÁ SVÍTIDLA, SPOL. S.R.O.
Náchodská 2479/63
CZ-193 00 PRAHA 9 Horní Počernice
T: +421 313 211 551 | F: +421 313 241 556
E: info-slovakia@eglo.com

 **SLOVENIA**
EGLO RASVJETA D.O.O.
Josipa Loncara 3
HR-10000 ZAGREB
T: +386 158 093 18 | F: +386 158 093 27
E: info-slovenia@eglo.com

 **SPAIN**
EGLO ESPANA ILUMINACION S.L.
Avda. de Castilla 1 (Edf. Best Point) 2º-16A
San Fernando de Henares, E-28830 MADRID
T: +34 91 677 9044 | F: +34 91 677 0304
E: info-spain@eglo.com

 **SWEDEN**
EGLO SVERIGE AB
Honungsgatan 3
S-432 95 VARBERG
T: +46 340 623 505 | F: +46 340 623 605
E: info-sweden@eglo.com

 **SWITZERLAND**
EGLO SCHWEIZ AG
Seetalstraße 142
CH-6032 EMMEN
T: +41 41 268 69 59 | F: +41 41 268 69 58
E: info-switzerland@eglo.com

 **TURKEY**
EGLO AYDINLATMA İTHALAT İHRACAT LTD
Eyüp Sultan Mah. Sekmen Cad. No:18/1
34855 SAMANDIRA, SANCaktepe / İSTANBUL
T: +90 216 311 09 -02 / -03 / -04 | F: +90 216 311 09 -05
E: info-turkey@eglo.com

 **UKRAINE**
EGLO UKRAINE LTD
Str. Marka Vovchka 14
UA-04073 KIEV
T: +38 044 463 98 41 | F: +38 044 468 84 67
E: info-ukraine@eglo.com

 **USA**
EGLO USA, INC.
3640 Royal South Parkway
ATLANTA, GEORGIA 30349
T: +1 404 477 5601 | F: +1 404 393 7053
E: info-usa@eglo.com



Online Catalogues

All our catalogues and folders are also available on computers and mobile devices now. Just use the link or QR-Code below to browse through our assortment. Discover the advantages: easy handling, quick search and find, social media connection, and much more ...

Alle unsere Kataloge und Folder können Sie jetzt auch bequem auf Ihrem Computer und Mobilgeräten ansehen. Einfach Links oder QR-Codes unten benützen und online durchblättern. Erleben Sie die Vorteile: einfache Handhabung, schnelles Suchen und Finden, Social Media Anbindung und vieles mehr ...



www.eglo.com/interior

Interior Lighting
Wohnraumleuchten



www.eglo.com/outdoor

Outdoor Lighting
Außenleuchten



www.eglo.com/solar

Solar Lighting
Solarleuchten



www.eglo.com/illuminants

Illuminants
Leuchtmittel



www.eglo.com/led

LED Lighting
LED Leuchten



www.eglo.com/ledstripes

LED Stripes



www.eglo.com/ledstripes-module

LED Stripes Module



www.eglo.com/mychoice

My Choice



www.eglo.com/cocoon

Cocoon

All previous catalogues and price lists are no longer valid with the issue of this catalogue. Errors, misprints, model and price changes and technical modifications are reserved. We deliver based on our terms of delivery and payment. Our products comply with the European light norm EN60598. Products with the ENEC test mark are conforming to the guide line 2006/95/EG. Products with additional safety remarks (e.g protection class, IP) are identified within the product family with the relevant symbol and number. The content of this catalogue is protected under copyright law for EGLO Leuchten GmbH. All rights reserved. Our specific written consent must be obtained before using any illustrations and texts. The pictures are 4C prints and may differ from the original.

The product pictures and ambiances in this catalogue can deviate from reality, and they do not necessarily concur with the usual application of the product. EGLO does not assume liability for the correctness, completeness or the application depiction of the products and/or the product information.

Design, layout and composition: EGLO GmbH, A-6136 Pill - AUSTRIA

Print: Ueberreuter Print, 2100 Korneuburg

Pictures: EGLO, thinkstock.com

Mit diesem Katalog verlieren alle vorhergehenden Kataloge und Preislisten ihre Gültigkeit. Irrtümer, Druckfehler, Modell- und Preisänderungen sowie technische Änderungen vorbehalten. Wir liefern zu unseren Liefer- und Zahlungsbedingungen. Unsere Produkte entsprechen der europäischen Leuchtnorm EN 60598. Produkte mit dem ENEC Prüfzeichen sind konform mit der Richtlinie 2006/95/EG. Produkte mit weiteren Sicherheitshinweisen (zB. Schutzklasse, IP) sind mit Symbol und Zahl bei der Produktfamilie ausgezeichnet. Der Inhalt dieses Kataloges ist für die EGLO Leuchten GmbH urheberrechtlich geschützt. Alle Rechte sind vorbehalten. Bilder und Texte dürfen nicht ohne vorherige ausdrückliche, schriftliche Genehmigung verwendet werden. Die Abbildungen sind 4C Drucke und können vom Original abweichen.

Die Katalogbilder und die gezeigten Darstellungen der Produkte können von der Wirklichkeit abweichen und nicht den üblichen Produktanwendungen entsprechen. EGLO übernimmt keine Haftung für die Richtigkeit, Vollständigkeit und Anwendungsdarstellung der Produkte und Produktinformationen.

Gestaltung, Layout und Satz: EGLO GmbH, A-6136 Pill - AUSTRIA

Druck: Ueberreuter Print, 2100 Korneuburg

Bilder: EGLO, thinkstock.com

11-2013



EGLO Leuchten GmbH
Heiligkreuz 22
A-6136 Pill
Austria
Tel. +43 (0) 5242 6996
E-Mail: info@eglo.com



www.eglo.com

